Outcome Team
Safety

Updated: March 16, 2007

FY 2007 Team Members: Becky Porter (leader), Hector Roche (facilitator), Steve Liday, Scott Marcy, Mary Li, Ray Hudson, Larry Aab, Dave Boyer, Doug Bray, Laurie Abraham, Jim Lasher (CBAC), Matt Nice

FY 2008 Team Members: Peggy Samolinski (leader), Ken Scholes (facilitator), Carl Goodman, Scott Marcy, Wanda Yantis, Doug Bray, Julie Goodrich, Dr. Irwin Mandel (CBAC), Mark Campbell

I. Priority – *Result to be realized, as expressed by citizens –*

I want to feel safe at home, school, work, and play

II. Indicators of Success – *How the County will know if progress is being made on the result*

The marquee indicators are a sufficient start to measuring the effectiveness of program outcomes that contribute to citizen's feeling safe at home, school, work, and at play. They each have reliable and readily available data sources, are available on a timely basis, and have historical data for analysis and future comparison. It is also expected that programs contributing to these marquee indicators will have lower level indicators and measures which will provide more insights into their movement up or down. We also acknowledge that these indicators do not measure non-public safety contributors to a citizen's feeling of safety, such as emergency preparedness or well maintained neighborhoods, but they are the most relevant to overall sense of safety.

1. Reported index crime rate per 1,000 persons – Person and Property

This chart shows the rate of reported Part I crimes per 1,000 residents. Part I crimes are: murder, rape, robbery, aggravated assault, burglary, larceny, vehicle theft, and arson. Other crimes, including DUII crimes, are not reported here. The rate decreased steadily between 2003 and 2006 after an increase over the four years prior.

Regular and current crime information is available from the Portland and Gresham police departments, as shown in this chart for 2005 and 2006. Other police agencies in Multnomah County do not participate in this regular reporting. Gresham and Portland combined represent 94% of the County's population.

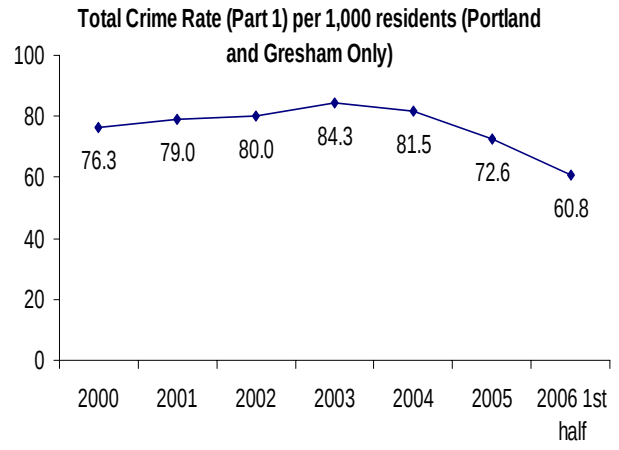

Source: Law Enforcement Data System (2000-2004). Portland & Gresham Police Dept. estimates for 2005 & 2006 as of 12-06.

2. Citizen perception of safety. (Multnomah County Auditor's Citizen Survey).

Sense of Safety
This chart shows two measures taken from the Auditor's Office's annual citizen survey, which asked residents how safe they feel walking in their neighborhoods at night and during the day. Sense of safety at night has declined 10% over six years, while sense of safety during the day has remained stable.

The third line is from the annual Oregon Healthy Teens Survey, administered in schools. It asks whether students were harassed on their way to school or at school in the last year. Over the past six years, 43% fewer students are reporting harassment.

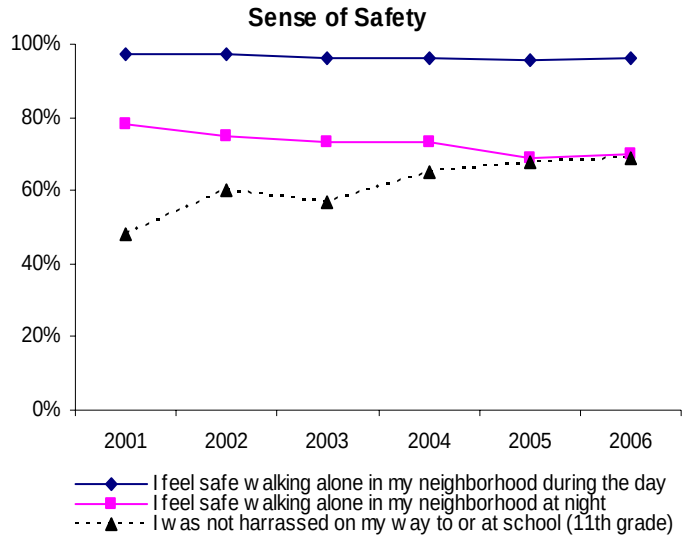

Sources: County Auditor's Office Citizen Survey, Oregon Department of Human Services Healthy Teens Survey

Sense of Safety by Area
This chart shows residents' sense of safety at night and during the day for 2006, broken down by area of the county. Mid-County had the lowest sense of safety at night, East had the lowest sense of safety during the day, and West had the highest for both.

These data were collected from the Auditor's Office's annual citizen survey.

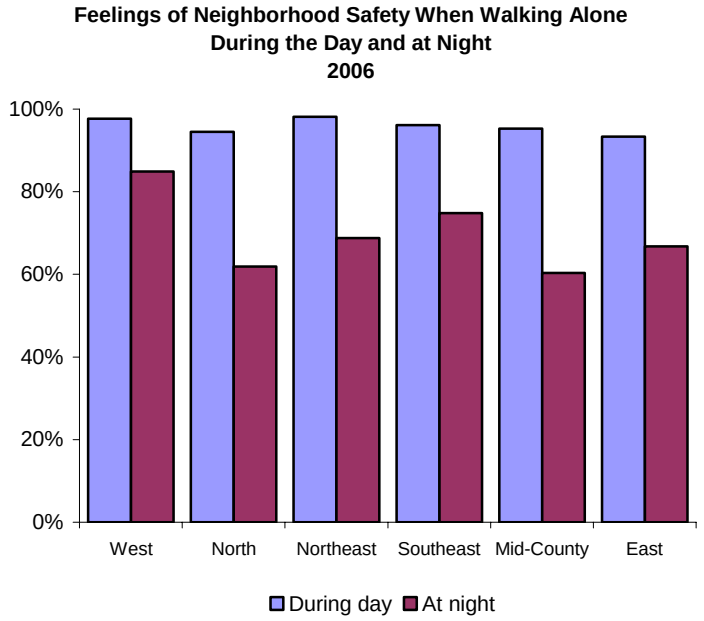

Source: Multnomah County Auditor's Office Citizen Survey

3. Percentage of adults and juveniles convicted of a crime who commit additional crimes (i.e. recidivism rates).[1]

Juvenile

This measure shows the percent of juvenile offenders under the jurisdiction of Multnomah County who were referred on a new criminal offense within 1 year of their initial offense. The delay in data availability is due to this lag between the initial offense and the 1 year reoffense point.

The recidivism rate for juveniles has been between 36% and 38% for the most current 7 year period available.

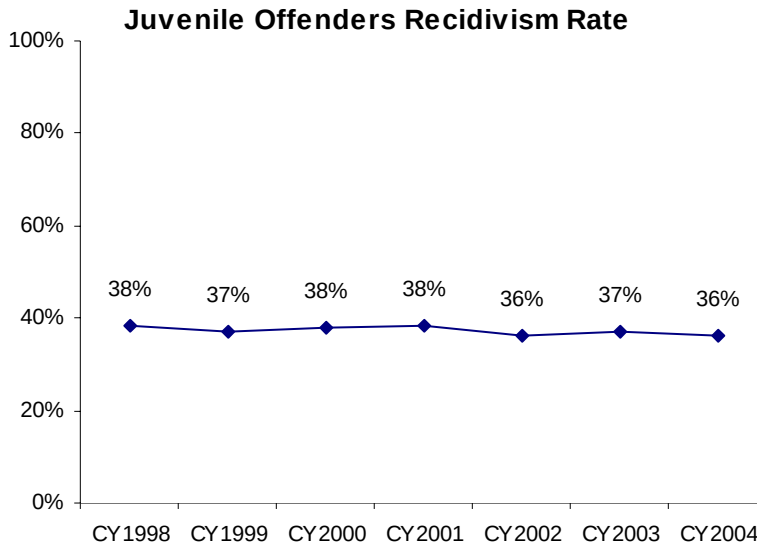

Source: Multnomah County Department of Community Justice, Research and Evaluation Unit; Oregon Youth Authority

Adult

This measure shows the percentage of adult offenders convicted of a new felony crime in the 3 year period after supervision began, broken out by type of release condition.

Probationers are those who have been assigned supervision as a sanction for their offenses rather than going to jail. Parole/post-prison supervision refers to those offenders who are released conditionally from jail.

The adult recidivism rate has declined since 2003 for both probation and parole/post-prison supervision, with rates higher for the latter.

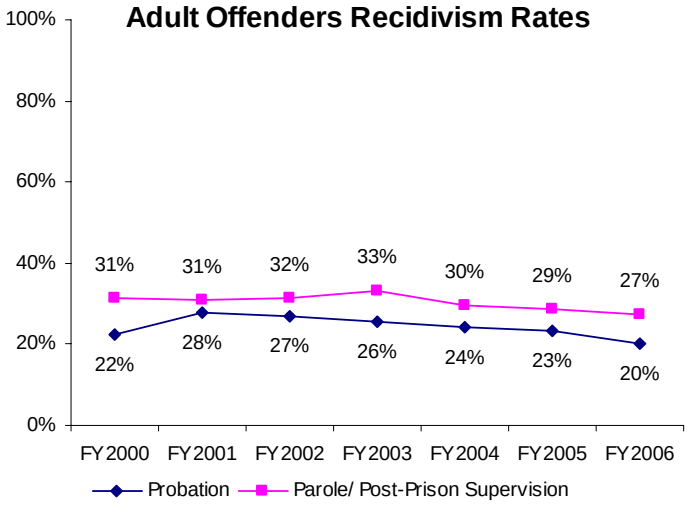

Source: Oregon Department of Corrections

[1] The juvenile and adult measures differ in that juvenile rates are reported by the initial offense date (a first offense in 2002 with a second offense in 2003 is reported in 2002). The adult rate follows the cohort through a three year period, then reports at the end of those three years (the FY06 figure is the rate for the group that began supervision in FY03).

III. Map of Key Factors – *Cause-effect map of factors that influence/ produce the result*

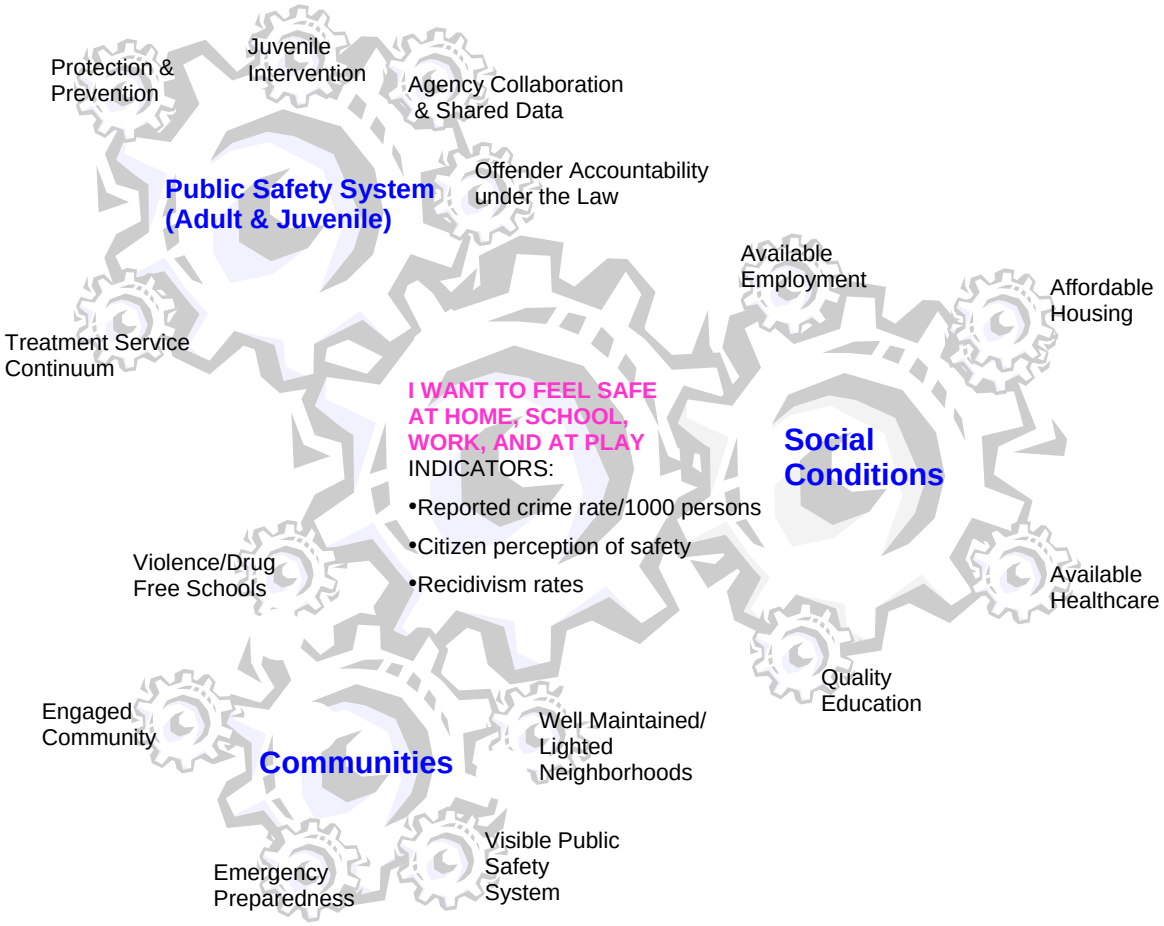

Safety

Based on evidence, the safety team identified three key factors that significantly contribute to achieving citizens' priority of feeling safe at home, school, work, and play. The recognition of both short and long term needs and impacts is reflected in two equally dominant factors: A **public safety system** which has the ability to immediately prevent and intervene in crime; and **social conditions** which reflect more long term issues that involve complex societal factors. To illustrate this point, a common characteristic of an offender entering the criminal justice system is the lack of one or more basic needs related to adequate, affordable housing, education, or health care. For example, 29%-37% of offenders report unstable housing conditions prior to committing their offense. While the public safety system is needed for immediate, short term response, affordable housing for offenders (indeed, all citizens) has been shown to decrease crime and recidivism. The third, less dominant but nevertheless critically important, factor in realizing the safety priority is **communities**.

It is essential to recognize how all three factors are interconnected, and must work together for citizens to feel safe at home, school, work, and at play.

In selecting these factors, evidence was evaluated from local expert interviews and panel discussions, focus group results, national best practices and, where available, local research. The Safety Outcome Team also represents many collective years of professional experience and wisdom in discrete areas affecting the safety of the community.

A **Public Safety "System"** describes multiple discrete functions, which must exist to both prevent crimes, and to then respond when a crime is committed. The system responds by assisting in victims' recovery, while holding offenders accountable. **Multiple agencies from multiple jurisdictions** work together to ensure policing (patrol and investigations), arrest (pre-trial incarceration; cite and release, and community supervision), prosecution, disposition (imprisonment and/or sanctions/supervision including post prison supervision) all occur to create safer communities. An effective system must be a balanced, unified whole. For example, when we put more officers on the street, we also ensure increased capacity in courts, treatment programs, jails and other programs.

It is critical that the Public Safety System provide effective practices for both **adult** and **juvenile** offenders. While a number of practices are similar for the adult and juvenile systems, it is important to note that these are different populations and juveniles should not be treated simply as "little adults." **Early juvenile intervention** and proper treatment of youth is essential to creating safe communities.

Other factors contributing to a well functioning public safety system include:

- **Offenders** are held **accountable under the law.** They must be responsible for their actions and appropriate, timely consequences must be applied. This must be done under the rule of law affording the accused due process protections.
- Intra and inter-jurisdictional **agencies must collaborate** and work cooperatively across and between agencies in order to ensure that offenders are arrested, prosecuted, and receive appropriate sanctions and services. Collaboration is the willingness to pursue shared goals, sometimes against self interest.

- A **continuum of treatment services** must be available to address a range of offenders with treatment appropriate to the needs of the offender. For example, illicit drug use is a factor in 72%-82% of all arrests. It is essential that addiction and other treatment services are available to offenders in order to reduce recidivism.

Social conditions are an equally dominant factor in citizen's feeling safe at home, school, work, and at play. Evidence shows that for those at-risk individuals with criminal attitudes and beliefs, declining social conditions such as **available employment, quality education, available health care, and affordable housing**, can increase crime and recidivism. In a more broader sense, a community's declining social conditions affect the population's general sense of safety.

Evidence shows that **Communities** who are regularly **engaged with each other,** and with their government, help define problems and solutions, and create a greater sense of safety and government accountability amongst its citizens. Community can be broadly defined as all county citizens, or may encompass a more narrow group of stakeholders, such as providers, vendors, neighborhood associations, victims, etc. For a citizen to feel safe in their community there is a need for a **visible public safety presence**, **well maintained and lighted neighborhoods, emergency preparedness** on the part of government as well as individual citizens, and schools free of **gangs**, **violence and drugs.**

The chart on the next page provides an overview of the Streams of Offenders model that is a foundation for understanding the interrelatedness of the Public Safety System.

Adult Streams of Offenders Model

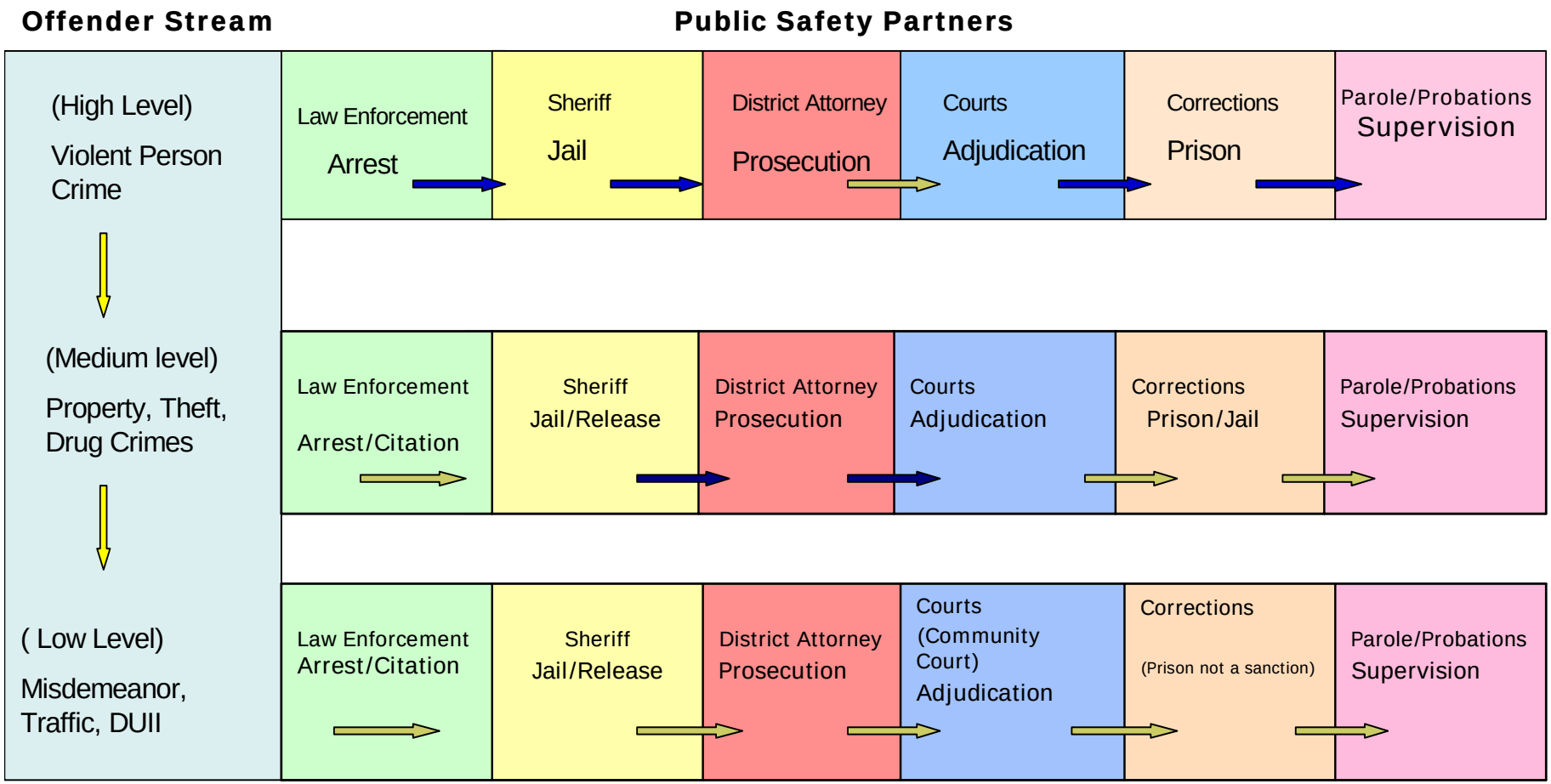

Balanced Public Safety System: A system that can address a continuum of crimes and offenders with an appropriate and proportional level of response.

IV. Selection Strategies and Request for Offers – *Focused choices to realize results*

The Safety Team identified three principles that are the foundation for the selection strategies and are important when considering any program offer.

- Citizens expect **fair and equitable** treatment for all citizens, victims, and offenders. This includes **culturally competent** staff, and culturally responsible services and sanctions.
- **Evidence** shows that programs have a high probability of contributing to the desired outcomes.
- **Innovation** that leverages existing resources and brings organizations together to improve services and/or reduce costs

Program offers that contribute to the achievement of the following six strategies should be given highest prioritization.

1. Hold offenders responsible for their actions and apply appropriate consequences

Evidence suggests that the most effective public safety system is a balanced public safety system. A 'Streams of Offenders' model provides a system that can address a continuum of crimes and offenders within a stream (e.g. dangerous, violent felons; firearms; misdemeanor property offenders; gangs; alcohol and drugs; etc.) with an appropriate and proportional level of response across the system.

We are looking for Program Offers that:

- Explicitly identify which population (stream of offenders) it serves
- Provide alternatives to incarceration whenever it is appropriate; program offers that hold offenders accountable for repairing harm done to victims and communities (restorative justice) are especially requested.
- Reduce re-offense and recidivism and, where appropriate, stabilize the social conditions under which offenders re-enter the community
- Demonstrate system balance by:
    - Clearly identifying other system components required to achieve its stated outcomes
    - Clearly identifying that sufficient capacity and resources exist within the system to support this program

2. Safety system components work effectively together

Evidence demonstrates that agency collaboration improves the use of available resources and information, maximizes the range of services available, and eliminates redundant investments in similar programs. Collaboration values shared vision and common purpose amongst key stakeholders, over territorial rights to services and

programs. It assumes a willingness to operate against self-interest in service to the larger goal.

We are looking for Program Offers that:

- Demonstrate a collaborative approach that benefits service delivery and/or reduces cost of service delivery without regard to which agency provides the service
- Develop a foundation for future multi-jurisdictional collaboration to provide a sustainable safety system for the benefit of the entire community
- Provide a continuum of funding for treatment during transition between programs and back into the community (Example: If an offender is receiving mental health treatment before they come into the public safety system, they need to continue to get treatment from the same source while in jail or on probation and in the community)
- Use shared resources and information to develop programs that are based on the streams of offenders model and present the program offers jointly; programs for frequent offenders are encouraged

3. Intervene early to keep juveniles out of the public safety system

Experts testified that juveniles differ from adults in core ways, and interventions and programs across all factors should address those differences. Evidence suggests that intervention needs to occur both in ways that prevent initial criminal involvement and avoid further penetration into the criminal justice system. Successful intervention reduces criminal activity and re-offense and decreases the number of juveniles who end up in the adult public safety system.

We are looking for Program Offers that:

- Provide treatment and interventions effective for juvenile populations; programs for African American youth are encouraged
- Have been successful at prevention of crime
- Reduce delinquency and recidivism
- Involve families and caregivers in addressing the conditions that put youth at risk

4. Treat drug/alcohol addiction and mental health issues

Evidence shows that crime rates and recidivism increase when individuals with criminal attitudes and beliefs experience problems such as alcohol/drug addiction, and/or mental illness.

The County should look for alcohol/drug, and dual diagnosis (addiction and mental health needs) treatment program offers that serve people at risk of committing or recommitting crimes, and especially value those that include an emphasis on connecting these offenders with available housing.

We are looking for Program Offers that:

- Deliver evidence based addiction treatment addressing factors that result in a person being criminally involved, such as criminal thinking/attitudes, substance abuse, criminally involved associates, unstable housing, lack of employment, etc. and when successfully addressed, result in an individual making lifestyle changes that result in law abiding behavior
- Reliably and accurately identify and report alcohol and drug use/ abuse characteristics at entry into the criminal justice system
- Demonstrate an ability to place offenders into housing
- Address the mental health needs of addicted offenders (dual diagnosis)
- Address the mental health needs of offenders requiring treatment; alternatives to incarceration for mentally ill offenders are encouraged

5. Prepare, prevent, and respond to emergencies

The County seeks Program Offers that insure the County meets its statutory obligations in providing emergency management for County residents by doing the following:

We are looking for Program Offers that:

- Engage in processes, strategies and participate in exercises that build County and regional emergency management capability
- Plan for appropriate, proportional and coordinated response to emergencies including development of County business continuity plans
- Provide public education about how to prepare for and cope with emergencies.
- Demonstrate collaborative coordination of emergency preparedness efforts and resources within County agencies and agencies throughout the region

6. Identify and engage relevant communities in defining public safety needs and developing crime prevention and protection programs.

Evidence shows that communities feel safer when they share the responsibility and ownership of programs with government. Communities can be broadly defined as all county citizens, or may encompass a more narrow group such as providers, neighborhood associations, vendors, business associations, stakeholders, victims, etc. which may vary by relevance. Therefore, the program offers should encourage appropriate community involvement in promoting safety, preventing crime, and protecting communities through processes and services.

We are looking for Program Offers that:

- Incorporate a system or process which includes stakeholders in program design, decisions and implementation in the areas of:
  - Crime prevention
  - Community protection
  - Safety promotion

V. Program Rankings

Safety

Program #	Name	Dept	Rank	Score	Votes Received		
					H	M	L
15009	Felony Trial Unit B- Drugs/Vice	DA	1	18	6	0	0
15010	Felony Trial Unit C- Robbery, Weapons, Gangs	DA	1	18	6	0	0
15011	Felony Trial Unit D- Violent Person Crimes	DA	1	18	6	0	0
15016	District Attorney's Office Child Abuse Team- MDT	DA	1	18	6	0	0
50013A	Juvenile Formal Probation Supervision	DCJ	1	18	6	0	0
50013B	Juvenile Female Gender Specific Probation	DCJ	1	18	6	0	0
50017	Juvenile Sex Offender Probation Supervision	DCJ	1	18	6	0	0
50022A	Juvenile Detention Services - 48 Beds	DCJ	1	18	6	0	0
50026A	Adult Pretrial Supervision Program	DCJ	1	18	6	0	0
50033	Adult Field Services-Felony Supervision	DCJ	1	18	6	0	0
50037	Adult Sex Offender Treatment and Management	DCJ	1	18	6	0	0
60016A	MCSO Booking, Release & Initial Health Evaluation...	MCSO	1	18	6	0	0
60021A	MCSO MCDC Offer A	MCSO	1	18	6	0	0
60021B	MCSO MCDC Offer B	MCSO	1	18	6	0	0
60021C	MCSO MCDC Offer C	MCSO	1	18	6	0	0
60021D	MCSO MCDC Offer D	MCSO	1	18	6	0	0
60021E	MCSO MCDC Offer E	MCSO	1	18	6	0	0
60021F	MCSO MCDC Offer F	MCSO	1	18	6	0	0
60021G	MCSO MCDC Offer G	MCSO	1	18	6	0	0
60021H	MCSO MCDC Offer H	MCSO	1	18	6	0	0
60021I	MCSO MCDC Offer I	MCSO	1	18	6	0	0
15008	Felony Trial Unit A- Property/Theft	DA	22	17	5	1	0
15015	Domestic Violence Trial Unit	DA	22	17	5	1	0
50012	Juvenile Delinquency Intervention and Prevention	DCJ	22	17	5	1	0
50027A	Adult Recog Program	DCJ	22	17	5	1	0
50029	Adult Transition & Re-Entry Services	DCJ	22	17	5	1	0
60018A	MCSO Court Services - Courthouse	MCSO	22	17	5	1	0
60018B	MCSO Court Services - Justice Center	MCSO	22	17	5	1	0
50022B	Juvenile Detention Services - 32 Beds	DCJ	29	16	5	0	1

Multnomah County
www.co.multnomah.or.us

Safety

Program #	Name	Dept	Rank	Score	Votes Received		
					H	M	L
91009	Emergency Management - Base Offer	CS	30	16	4	2	0
50016	Juvenile Confinement Alternatives for Minority Youth...	DCJ	30	16	4	2	0
50018	Juvenile Sex Offender Residential Treatment (SRTP)...	DCJ	30	16	4	2	0
50034A	Adult Field Services-Misdemeanor Supervision	DCJ	30	16	4	2	0
50035	Adult Domestic Violence Supervision/Deferred Sentencing...	DCJ	30	16	4	2	0
60015	MCSO Transport	MCSO	30	16	4	2	0
60020A	MCSO Field Based Work Release and Supervision Program - Sentenced...	MCSO	30	16	4	2	0
50030	Adult Offender Housing	DCJ	37	15	4	1	1
50039	Adult Day Reporting Center	DCJ	37	15	4	1	1
15014	Juvenile Court Trial Unit	DA	39	15	3	3	0
25082	Addictions Services Adult Offender Screening & Referral Services...	DCHS	39	15	3	3	0
50014	Juvenile Gang Resource Intervention Team (GRIT)	DCJ	39	15	3	3	0
50015	Juvenile Communities of Color Partnership	DCJ	39	15	3	3	0
50023A	Juvenile Detention Alternatives	DCJ	39	15	3	3	0
50038A	Adult High Risk Drug Unit	DCJ	39	15	3	3	0
40005	Public Health and Regional Health Systems Emergency Preparedness...	HD	39	15	3	3	0
60044	MCSO Detectives	MCSO	39	15	3	3	0
60045	MCSO Special Investigations	MCSO	39	15	3	3	0
50020	Juvenile Secure Residential A&D Treatment (RAD)	DCJ	48	14	3	2	1
60037	MCSO Digital Booking Recording System	MCSO	48	14	3	2	1
60042	MCSO Civil Process	MCSO	48	14	3	2	1
15012	Felony Pre-Trial	DA	51	14	2	4	0
25136A	Homeless Youth System	DCHS	51	14	2	4	0
50047A	Addiction Services - Adult Offender Residential 62 Beds...	DCJ	51	14	2	4	0
50048	Addiction Services - Adult Women Residential 35 Beds...	DCJ	51	14	2	4	0
40026A	Corrections Health-Mental Health Assessment at Booking & Court Advocates...	HD	51	14	2	4	0
60022A	MCSO MCIJ Offer A	MCSO	51	14	2	4	0
60022B	MCSO MCIJ Offer B	MCSO	51	14	2	4	0
60022C	MCSO MCIJ Offer C	MCSO	51	14	2	4	0
60022D	MCSO MCIJ Offer D	MCSO	51	14	2	4	0

Safety

Program #	Name	Dept	Rank	Score	Votes Received		
					H	M	L
60022E	MCSO MCIJ Offer E	MCSO	51	14	2	4	0
60022F	MCSO MCIJ Offer F	MCSO	51	14	2	4	0
60048B	Child Exploitation Prevention	MCSO	62	13	3	1	2
25084	Addictions Services DUII Screening, Referral, and Monitoring...	DCHS	63	13	2	3	1
25124	Youth Diversion	DCHS	63	13	2	3	1
25138	Runaway Youth Services	DCHS	63	13	2	3	1
50019A	Juvenile Multi-Systemic Therapy	DCJ	63	13	2	3	1
50036	Adult Family Supervision Unit	DCJ	63	13	2	3	1
50041	Adult Community Service - Formal Supervision	DCJ	63	13	2	3	1
50050	Addiction Services - Housing Services for Dependent Children...	DCJ	63	13	2	3	1
60041	MCSO Patrol - West	MCSO	63	13	2	3	1
60050A	MCSO CIT - Law Enforcement	MCSO	63	13	2	3	1
15013	District Attorney's Office- Investigations	DA	72	13	1	5	0
25123	Youth Gang Prevention	DCHS	72	13	1	5	0
50010	Juvenile Early Intervention Unit (EIU)	DCJ	72	13	1	5	0
60022G	MCSO MCIJ Offer G	MCSO	72	13	1	5	0
60022H	MCSO MCIJ Offer H	MCSO	72	13	1	5	0
60040	MCSO Patrol - East	MCSO	72	13	1	5	0
91010	Emergency Management - Enhanced Service	CS	78	12	2	2	2
50026B	Adult Pretrial Supervision Enhancement	DCJ	78	12	2	2	2
60051A	MCSO PREA Grant for RFID	MCSO	78	12	2	2	2
15017	Misdemeanor Trial, Intake, Community Court	DA	81	12	1	4	1
50043	Adult Offender Mental Health Services	DCJ	81	12	1	4	1
50045	Addiction Services - Adult Offender Outpatient	DCJ	81	12	1	4	1
50047B	Addiction Services - Adult Offender Residential 16 Beds...	DCJ	81	12	1	4	1
40004	Emergency Medical Services (EMS)	HD	81	12	1	4	1
40028	Corrections Health - Discharge Planning	HD	81	12	1	4	1
60018C	MCSO Court Services - JJC	MCSO	81	12	1	4	1
60022I	MCSO MCIJ Offer I	MCSO	81	12	1	4	1
60043	MCSO River Patrol	MCSO	81	12	1	4	1
60047A	MCSO Warrant Fugitive Task Force	MCSO	81	12	1	4	1
60048A	MCSO County-Wide Services	MCSO	81	12	1	4	1
50044	Addiction Services-Adult Drug Court Program	DCJ	92	12	0	6	0

Safety

Program #	Name	Dept	Rank	Score	Votes Received		
					H	M	L
15018	Neighborhood DA	DA	93	11	1	3	2
50011	Juvenile Assessment & Treatment for Youth and Families (ATYF)...	DCJ	93	11	1	3	2
50019B	Juvenile Sex Offender Specific MST	DCJ	93	11	1	3	2
50034B	Adult Misdemeanor - Restoration	DCJ	93	11	1	3	2
50031	Adult Offender Housing-Alternative Incarceration Transition Program...	DCJ	97	11	0	5	1
50042	Adult Community Service - Community Court & Bench Probation...	DCJ	97	11	0	5	1
60036	MCSO Drug & Alcohol Testing For Inmates	MCSO	97	11	0	5	1
40026B	Corrections Health-Mental Health Assessment at Booking 24 hour Staffing...	HD	100	10	2	0	4
50027B	Adult Recog Expedited Release Program	DCJ	101	10	1	2	3
50038B	Adult Chronic Offender Program	DCJ	101	10	1	2	3
15007	Medical Examiner	DA	103	10	0	4	2
60016C	MCSO Booking: Gresham Temp Hold	MCSO	103	10	0	4	2
60025	MCSO Corrections Work Crews	MCSO	103	10	0	4	2
60031	MCSO Gang Task Force	MCSO	103	10	0	4	2
10007	Local Public Safety Coordinating Council	NonD	103	10	0	4	2
50046	Addiction Services - Adult Offender Outpatient - AIP...	DCJ	108	9	0	3	3
60027A	MCSO School Resource Officers	MCSO	108	9	0	3	3
60049	MCSO Traffic Safety	MCSO	108	9	0	3	3
60051B	MCSO RFID Supplement for MCDC	MCSO	108	9	0	3	3
10031	Court Appearance Notification System	NonD	108	9	0	3	3
25025	Adult Protective Services Financial Abuse Forensic Capacity...	DCHS	113	8	0	2	4
25127	Court Care	DCHS	113	8	0	2	4
50021	Juvenile Accountability Program	DCJ	113	8	0	2	4
50049	Addiction Services - Adult Residential City Funding...	DCJ	113	8	0	2	4
50051	Addiction Services - DUII Supervision and Enhanced Bench Services...	DCJ	113	8	0	2	4
60027B	MCSO School Resource Officer - Corbett	MCSO	113	8	0	2	4
60030	MCSO TriMet Transit Police	MCSO	113	8	0	2	4
60032	MCSO Human Trafficking Task Force	MCSO	113	8	0	2	4
60057	MCSO Home Again	MCSO	113	8	0	2	4
10019	State Courts Facilities Costs	NonD	113	8	0	2	4

Multnomah County
www.co.multnomah.or.us

Safety

Program #	Name	Dept	Rank	Score	Votes Received		
					H	M	L
25136B	Homeless Youth - Reception Center	DCHS	123	7	0	1	5
50023B	Juvenile Detention Alternatives Scale Up - Enhanced Monitoring and Intervention...	DCJ	123	7	0	1	5
50028	Adult Electronic Monitoring	DCJ	123	7	0	1	5
50040	Adult Londer Learning Center	DCJ	123	7	0	1	5
40044	Community Emergency Preparedness	HD	123	7	0	1	5
60014C	MCSO Facility Security - Multnomah Building	MCSO	123	7	0	1	5
60033	MCSO Metro Services	MCSO	123	7	0	1	5
60038	MCSO Wapato Mothball Facility Costs	MCSO	123	7	0	1	5
60047B	MCSO Warrant Fugitive Task Force	MCSO	123	7	0	1	5
60050B	MCSO CIT - Corrections	MCSO	123	7	0	1	5
60050C	MCSO CIT - In Service	MCSO	123	7	0	1	5
60052	MCSO RFID For MCDC	MCSO	123	7	0	1	5
50022C	Juvenile Nutrition Services	DCJ	135	6	0	0	6
50025	Victim Restitution Collection	DCJ	135	6	0	0	6
50053	DCJ Weed and Seed Pass Through	DCJ	135	6	0	0	6
72089	Public Safety Bond Fund Completion	DCM	135	6	0	0	6
60018D	MCSO Court Services - JJC Enhancement	MCSO	135	6	0	0	6
60019	MCSO Inmate Welfare & Commissary	MCSO	135	6	0	0	6
60023A	MCSO Wapato Offer A	MCSO	135	6	0	0	6
60023B	MCSO Wapato Offer B	MCSO	135	6	0	0	6
60023C	MCSO Wapato Offer C	MCSO	135	6	0	0	6
60023D	MCSO Wapato Offer D	MCSO	135	6	0	0	6
60024A	MCSO Maintaining Safety and Value of Buildings	MCSO	135	6	0	0	6
60024B	MCSO Maintaining Safety and Value in Buildings	MCSO	135	6	0	0	6
60028	MCSO Alarm Program	MCSO	135	6	0	0	6
60029	MCSO Concealed Handgun Permits	MCSO	135	6	0	0	6
60039A	MCSO Railing Bars - MCDC	MCSO	135	6	0	0	6
60039B	MCSO Railing Bars - MCIJ	MCSO	135	6	0	0	6
60039C	MCSO Railing Bars - Wapato	MCSO	135	6	0	0	6
60053	MCSO RFID in MCIJ	MCSO	135	6	0	0	6
60054A	MCSO Video Cameras -MCDC	MCSO	135	6	0	0	6
60054B	MCSO Video Cameras - MCIJ	MCSO	135	6	0	0	6
60054C	MCSO Video Cameras - Wapato	MCSO	135	6	0	0	6
60055	MCSO 24/7 Jail Detention Electronic Services	MCSO	135	6	0	0	6

= Programs that received a high/low vote disparity

VI. Program Ranking Discussion

As in previous years, there was a high degree of congruence amongst the Safety Outcome Team in ranking the FY08 Program Offers. We ranked only once, and had 98% alignment in our rankings, differing only on 3 out of 156 offers. The 3 offers where we differed included the following:

50022B – Juvenile Detention Beds – 32 beds:. One member of the team simply ranked this offer low in order to rank other programs higher. The rest of the team viewed this offer, along with 50022A, as the foundation of juvenile detention and all of it must be purchased.

60048B – Child Exploitation Prevention: This new offer, while only seeking one additional FTE, seemed to be a good investment in order to enhance the work to stop internet solicitation of young people. This area of criminal activity continues to spiral upward.

40026B – Corrections Health – Mental Health Assessment at Booking 24 Hour: Most members believed that as written, the "A" offer would in fact provide these services for up to 80% of the entering population, and the remainder of intakes could be rolled over into regular hours. Thus, 24-hour approach was unnecessary. Two members disagreed and ranked the 24-hour staffing high.

The team also offers these general comments on the ranking approach.

- The team used the "contribution to outcome" lens when discussing and ranking program offers. Funding was not a strong consideration overall, however team members did discuss offers where it appeared that the cost of the program was high compared to the numbers served, and in some cases, this resulted in a lower rank for individual team members.
- Re-framing the forced choice exercise from High/Medium/Low into "Super Good/Pretty Good/Good assisted the team to get beyond the hard choice of ranking programs low. The general consensus was that all of the offers submitted to the Safety Outcome Team were worthy of consideration and a high ranking.
- The team returned often to the Request for Offer statements and/or emerging trends as a way to view new and innovative programs, rather than simply ranking them low because they were new. A few examples of this are: 25124 Youth Diversion, 60048B Child Exploitation Prevention, and 60020A Field Work Release Supervision Program.
- Several offers submitted to the team appeared to be for costs associated with capital expenditures or facilities; these ranked low overall as it was believed another more appropriate funding source could be found (like the capital fund or facilities). For example: PO # 60039A-C Railing Bars and 60024A&B Maintaining Safety and Value in Buildings.
- Ranking several new / innovative programs High or Medium demonstrated the Outcome Team's commitment to prevention efforts – in particular focused on youth so they do not become enmeshed in the public safety system (e.g. PO#

25124 Youth Diversion) as well as alternatives to incarceration (e.g. PO# 60020A Field Work Release Supervision Program).

- The team's rankings generally followed the Streams of Offenders model, in that program offers for high risk offenders were ranked higher than offers for medium risk offenders, and those for treatment and prevention.
- The performance measures were useful to consider for judging a programs efficiency in its contribution to the priority, but the different measures used across some programs made it difficult to do comparisons between individual programs.
- The Safety Team emphasized emergency preparedness this year through the enhanced Strategy and the RFO statements. The ranking process resulted in the Emergency Management – Base Offer (PO# 91009) ranking fairly high, while it's tandem offer was a three way tie (2-2-2), ranking higher than the Health Department's Emergency Preparedness offer (PO# 40044) reflecting the sentiment that the County's overall system should be strengthened.
- The outcome team worked very hard to both understand and see how Safety Priority programs fit together and found it beneficial to develop Adult and Juvenile Criminal Offense process overview maps. These maps are included at the end of this report.

VII. Policy Issues

The team has several policy issues to suggest for the Board's consideration.

- It is challenging to get a firm handle on the overall numbers of offenders (both juvenile and adult) involved in the public safety system across the various program offers and thus across sectors of the public safety system. It is unclear whether the numbers reported in program offers represented unduplicated counts across programs.
- How and whether the various components work together is not fully apparent from the program offers themselves.
- Prevention services for youth – so they do not penetrate further (or at all) into the public safety system - should not continue to take a back seat to intervention efforts.
- Pull out the new/innovative offers and rank them separately from the rest of the offers. This will allow the teams to fully consider the worthwhile nature of a new program, rather than wonder what critical program would not get ranked high if a new/innovative offer were ranked high.
- Having Departments come to each team more than one time was extremely helpful, although obviously more work for Departments. As the team became more familiar with the subject matter, the process and the program offers, additional questions would emerge. We appreciated when Department's would return a second time to engage in further dialogue.
- Continued refinement and added detail to the Team's new maps will assist future teams in their understanding of the complex and inter-related nature of the public safety system.

Multnomah County
Juvenile Justice System

Low Level	Law Enforcement	District Attorney	Department of Community Justice
First-time Property Misdemeanors (no victim loss), MIP Alcohol, Possess <1oz Marijuana	**Citation**	**Screening Decision**	**Warning/ Resource Information**

Medium Level	Law Enforcement	District Attorney	Department of Community Justice
Qualifying Property & Drug Possession Felonies, Repeat Non-Firearms Misdemeanors	**Arrest/ Citation**	**Screening Decision**	**FAA, case management/ Sole Sanction**

Informal Handling	Med	Low
50008 Juvenile Services Support		
50010 Early Intervention Unit (EIU)		
50012 Delinquency Intervention & Prevention		
50021 Juvenile Accountability Programs		

High Level	Law Enforcement	Department of Community Justice	District Attorney	Courts	Department of Community Justice	Oregon Youth Authority
Person Felonies/ Person Misdemeanors, Firearms Misdemeanors, Drug Felonies	**Arrest**	**Detention**	**Prosecution**	**Adjudication**	**Probation & Treatment / Out of Home Placement**	**Youth Correctional Facility**

Detention	High	Med
50022A 48 Detention Beds		
50022B 32 Detention Beds		
Corrections Health		

District Attorney	High	Med	Low
15014 Juvenile Court Trial Unit			

Probation	High	Med
50013A Formal Probation Supervision		
50013B Female Gender Specific Probation		
50014 Gang Resource Intervention Team (GRIT)		
50017 Sex Offender Probation Supervision		

Treatment Services	High	Med
50011 Assessment & Treatment for Youth & Families (ATYF)		
50018 Sex Offender Residential Treatment (SRTP)		
50019A Multi-Systemic Therapy (MST)		
50019B Sex Offender Specific (MST) - new program offer		
50020 Secure Residential A&D Treatment (RAD)		

Alternatives & Sanctions	High	Med
50015 Communities of Color Partnership		
50016 Confinement Alternatives for Minority Youth		
50021 Juvenile Accountability Programs		
50023A Juvenile Detention Alternatives		
50023B Alternatives Scale Up - Enhanced Monitoring & Intervention		

3/20/2007

Multnomah County

February 7, 2007

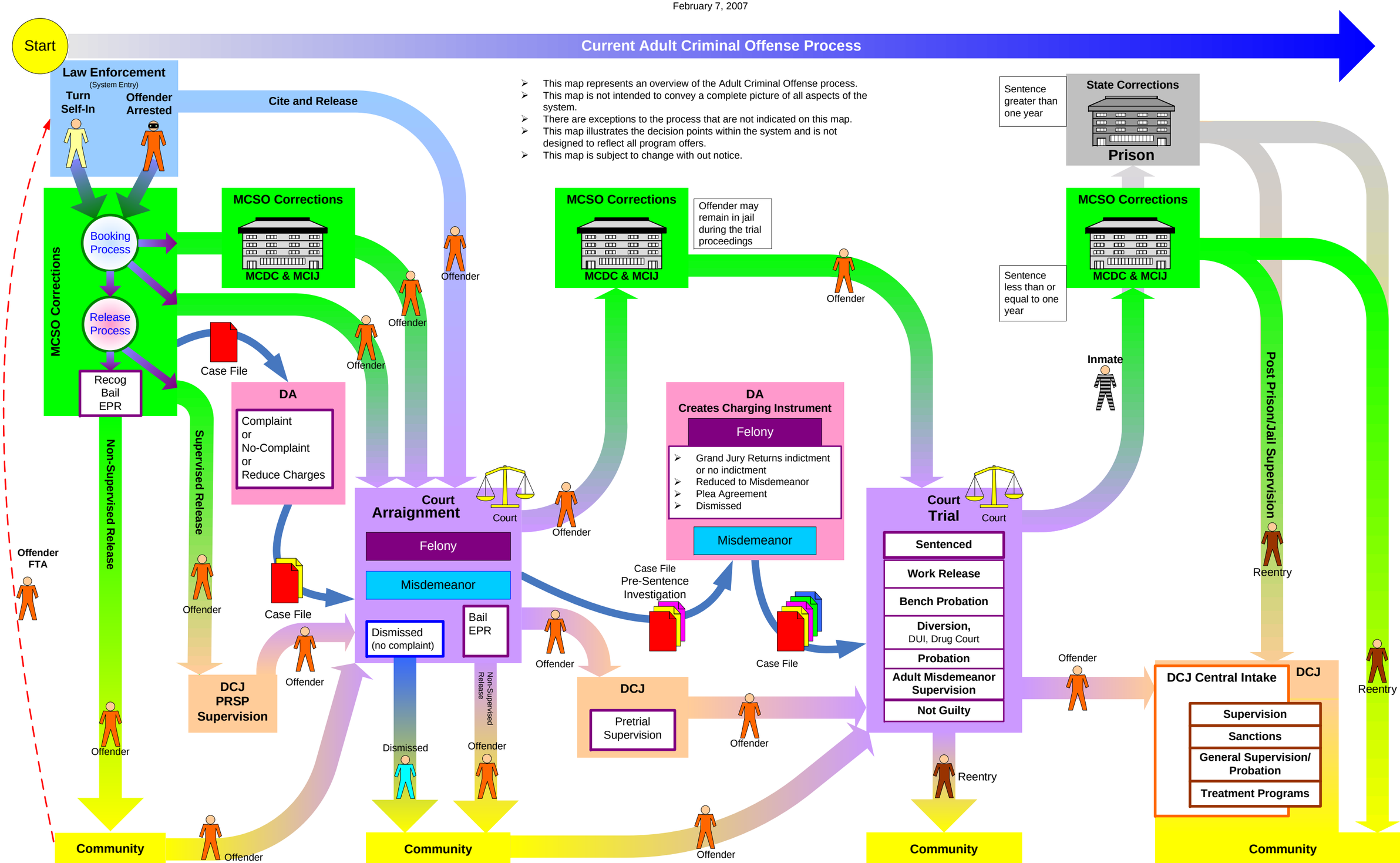

- This map represents an overview of the Adult Criminal Offense process.
- This map is not intended to convey a complete picture of all aspects of the system.
- There are exceptions to the process that are not indicated on this map.
- This map illustrates the decision points within the system and is not designed to reflect all program offers.
- This map is subject to change with out notice.