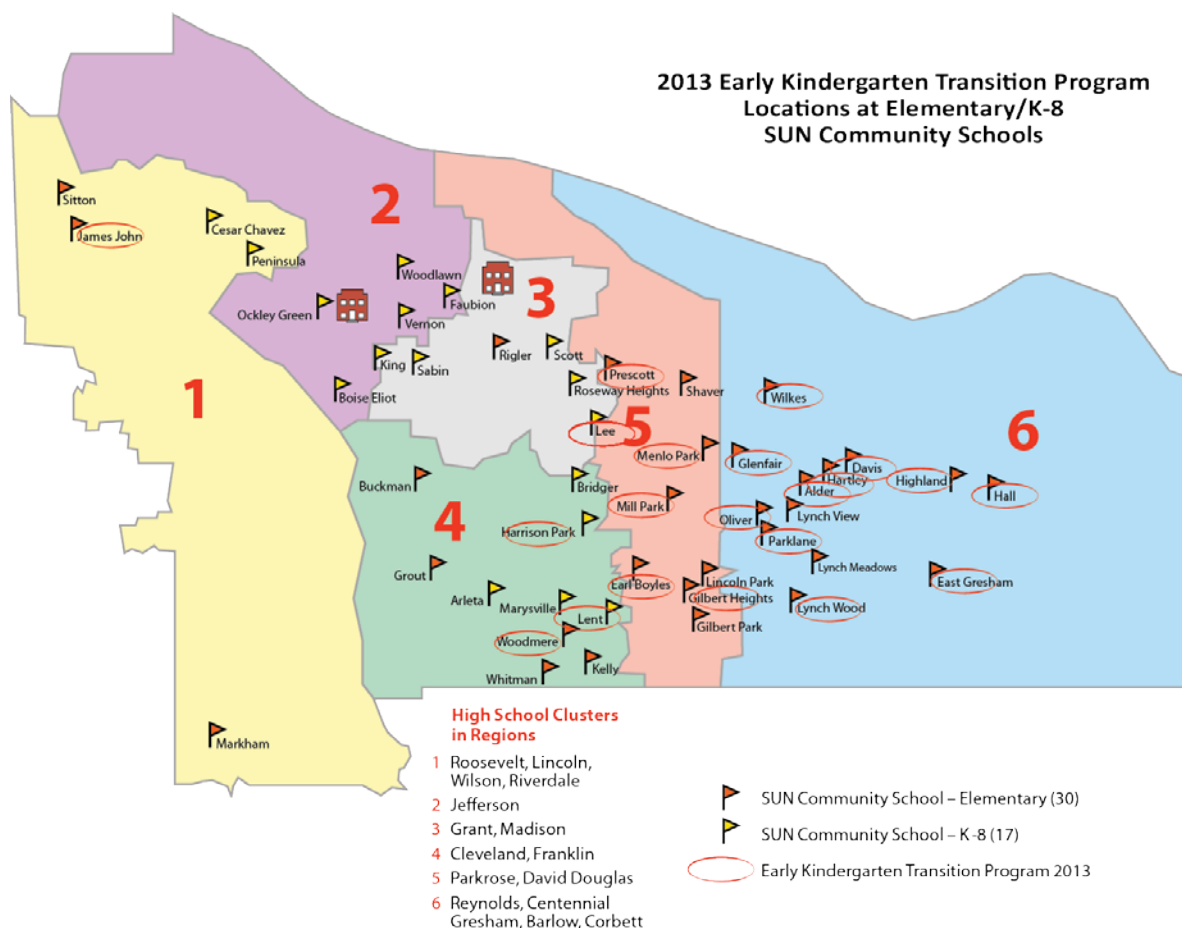


Early Kindergarten Transition Program

Summer 2013 Summary and Preliminary Data

updated 10/31/13

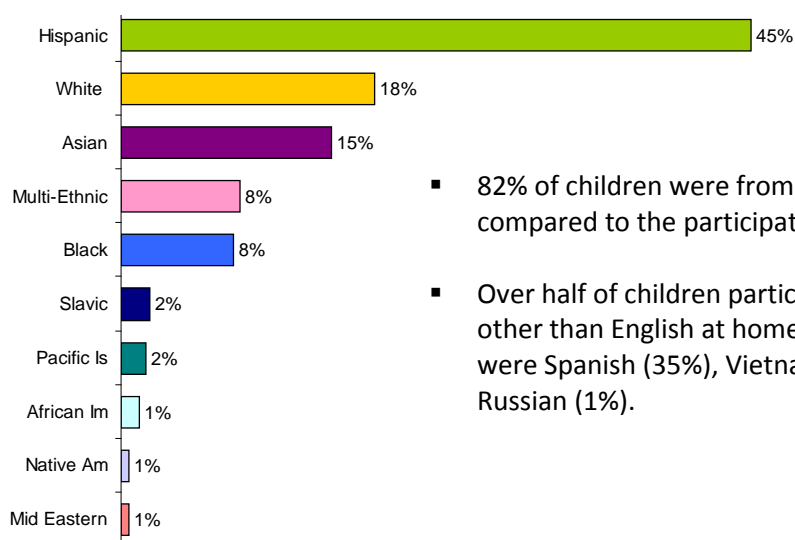
- **21** SUN Community Schools, **6** school districts, **7** SUN CS Lead Agencies, **24** classrooms
- **Over 2800 Books Distributed to Families** – Thanks to Children’s Book Bank, Ready for Kindergarten Collaborative, Multnomah County Library Early Childhood Services, and Scholastic, each family received a bag of books.
- **Literacy Coaching Visits to All Schools** – Outreach Specialists and Youth Librarians from Multnomah County Library Early Childhood and Youth Services visited the parent groups at each school to coach parents and caregivers on how to build children's language and literacy skills for kindergarten readiness.
- **Evaluation** – Andy Mashburn and his research team from PSU piloted a **Fidelity Scale** at 7 schools, which included program observations and interviews; a **parent survey** was revised and used at all schools; and a **case study** is taking place at Highland Elementary to analyze child level outcomes.



About Program Participants

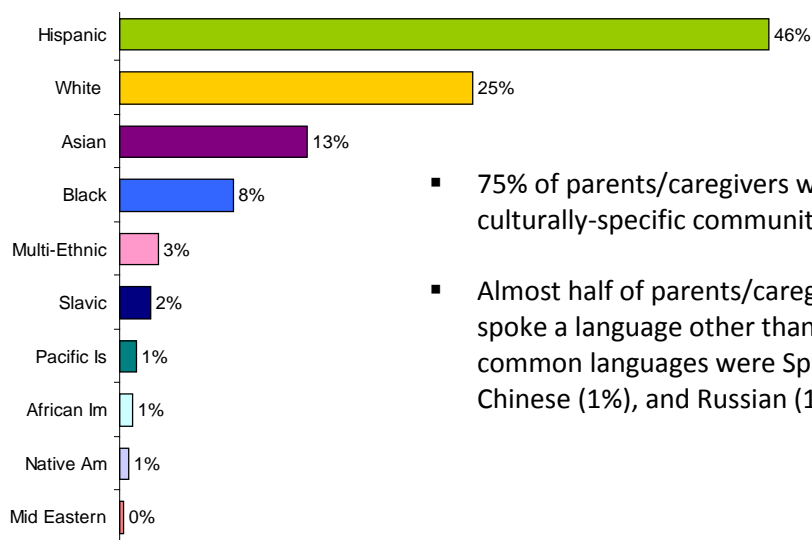
- **409** Children participated
 - **382** Parents/Caregivers participated
 - **51%** of children had no previous Head Start or Pre-K Experience
 - **34%** of children participated in a Head Start program
 - **10%** of children were receiving special education services
 - **26** different languages spoken at home by children and parents
-

Race/Ethnicity of Children (N=390)*



- 82% of children were from a culturally-specific community compared to the participating schools' average of 66%.
- Over half of children participating (52%) spoke a language other than English at home. The most common languages were Spanish (35%), Vietnamese (6%), Chinese (2%), and Russian (1%).

Race/Ethnicity of Parents/Caregivers (N=325)*



- 75% of parents/caregivers who participated were from a culturally-specific community.
- Almost half of parents/caregivers participating (45%) spoke a language other than English at home. The most common languages were Spanish (32%), Vietnamese (6%), Chinese (1%), and Russian (1%).

* N reflects number of participants with this data available.