



**SELLWOOD BRIDGE**

**Project**

**MULTNOMAH COUNTY**

## **Project Update**

# **Board of County Commissioners**

**November 20, 2012**

# Agenda

- Project Dashboard
  - Contracting progress
  - Risk management
  - Public Involvement Update
- Diversity Dashboard
- Construction Update

# **Project Dashboard**

### Schedule Milestones

|                                | Estimated Completion | Status           |
|--------------------------------|----------------------|------------------|
| - Final OTS Plan Set           | Sept/Oct             | Complete         |
| - Relocation to work site      | Sept/Oct             | Complete         |
| - ODOT Audit                   | November             | Awaiting results |
| - Value Engineering (VE) Study | November             | On-going         |
| - GMP Negotiations             | Nov/Dec              | On-going         |
| - A&E Amendment                | Nov/Dec              | On-going         |
| - Consortium IGA               | Nov/Dec              | On-going         |
| - Maintenance IGA              | Dec/Jan              | On-going         |
| - Bridge Translation           | January              | On-going         |
| - Miles Place/Mac. Bay Design  | January              | On-going         |

### Recent & Upcoming Meetings and Board Actions

|                                                                  |          |
|------------------------------------------------------------------|----------|
| - Joint Senior Agency Staff (SAS)/Agency Coordination Team (ACT) | 10/10/12 |
| - BCC Briefing                                                   | 10/16/12 |
| - BCC vote on bond authorization                                 | 10/18/12 |
| - Joint Senior Agency Staff (SAS)/Agency Coordination Team (ACT) | 11/14/12 |
| - BCC Briefing                                                   | 11/20/12 |
| - Joint Senior Agency Staff (SAS)/Agency Coordination Team (ACT) | 12/12/12 |
| - BCC Briefing                                                   | 12/20/12 |

### Public Involvement

Since October 2012

- Held 10/17 public workshop on Miles Place design
- Weekly construction meetings with condo reps
- 462 residents receiving weekly construction updates
- Coordinating with ODOT and PBOT regarding January bridge closure
- Two school field trips to bridge in Oct.

### Project Funding Plan (Proposed)

|                     |          |
|---------------------|----------|
| Target Project Cost | \$299M   |
| Federal/State share | \$68.4M  |
| County/City share   | \$230.6M |

### Stakeholder Issues

Since October 2012

- Responded to many public inquiries on traffic congestion, bike/pedestrian path changes due to construction
- Scheduled 11/15 meeting with Macadam Bay re expanding no wake
- Met with Sellwood Harbor on 10/5 regarding construction noise and dust

Note: County/Portland revenue sharing agreement reached in November 2012.

### Project Expenditures (post-ROD)

Thru September 30, 2012

|                    | \$ Spent             | Status       |
|--------------------|----------------------|--------------|
| ROW                | \$ 17,352,669        | Under budget |
| Design/pre-con.    | \$ 27,347,686        | On Budget    |
| Construction       | \$ 24,507,474        | On Budget    |
| <b>Grand Total</b> | <b>\$ 69,207,828</b> |              |

# Contract Negotiations

## Amendment #6

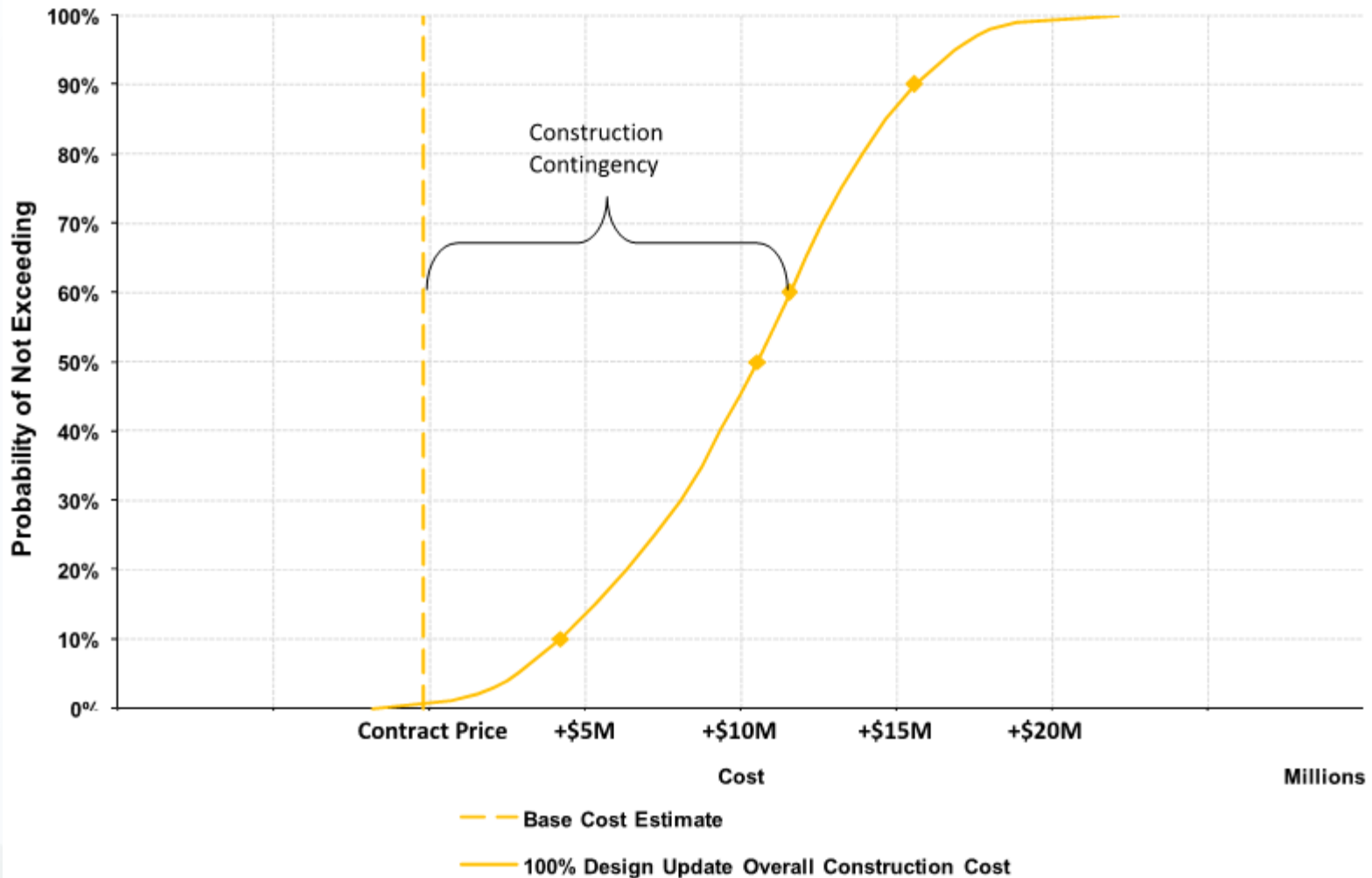
- Final plans - September 28
- Check in with major subs – October 26
- Review subcontractor bids – Nov. 16
- Independent Cost Estimate – Dec. 4
- Revised GMP proposal – early December
- Negotiations – early December
- Target NTP - December 21

# Cost Risk Assessment

- Conducted October 19, 2012
- Fourth in a series of assessments
- Construction focused
- Included county, CM/GC, A&E, City
- Identified and quantified forward-looking risks
- Basis for assessing contingency

# Cost Risk Assessment

## 100% Design Update- Risk Analysis Results Overall Construction Cost

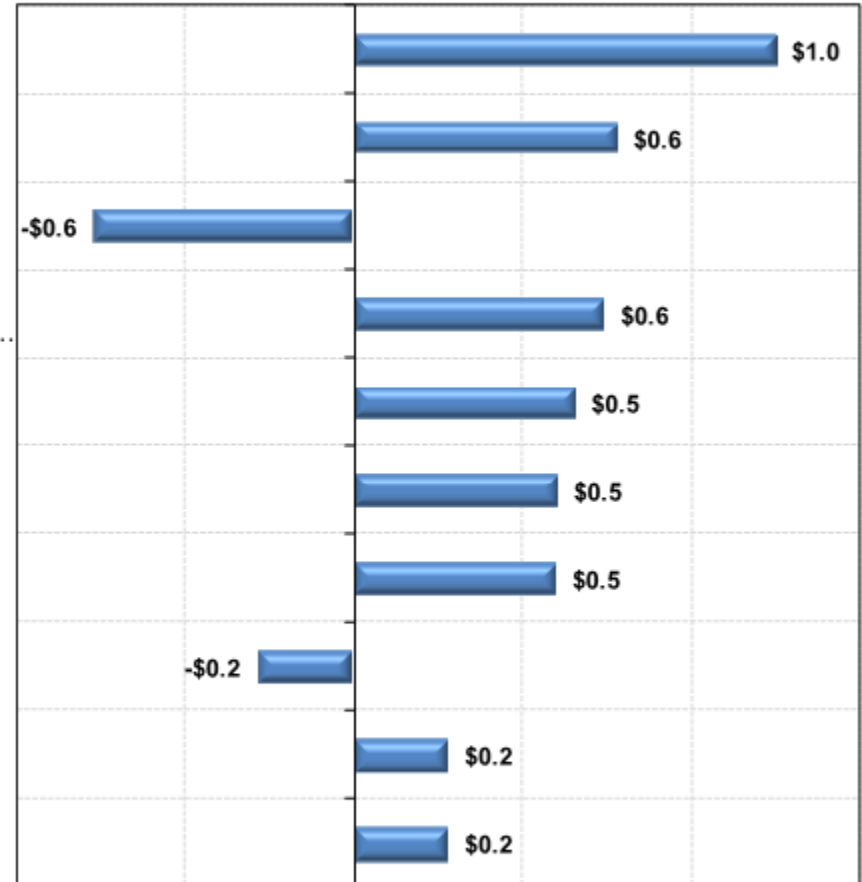




# Cost Risk Assessment

## 100% Design Update -Top Cost Risks

|                                                                                                                        |
|------------------------------------------------------------------------------------------------------------------------|
| CON-90: Conditions are not as shown in the plans (All Construction Activities)                                         |
| CON-25: Performance of small sub-contractors (All Construction Activities)                                             |
| ENV-5: Opportunity to reduce Hazardous Materials cost less than is assumed in the base (16,18)                         |
| DES-90: Design changes to obtain agencies approval<br>ODOT request alignment changes, changes in retaining wall for... |
| CON-9: Different Site Conditions in areas other than the drilled shafts (All Construction Activities)                  |
| CON-10: Different Site Conditions for drilled shafts (14,18)                                                           |
| CON-26: Damage to existing condo units (23)                                                                            |
| CON-3: Extra Anchors are not needed (18)                                                                               |
| CON-91: Translation Modifications - Structural Steel (12)                                                              |
| CON-92: Market Conditions - Construction Materials (All Construction Activities)                                       |

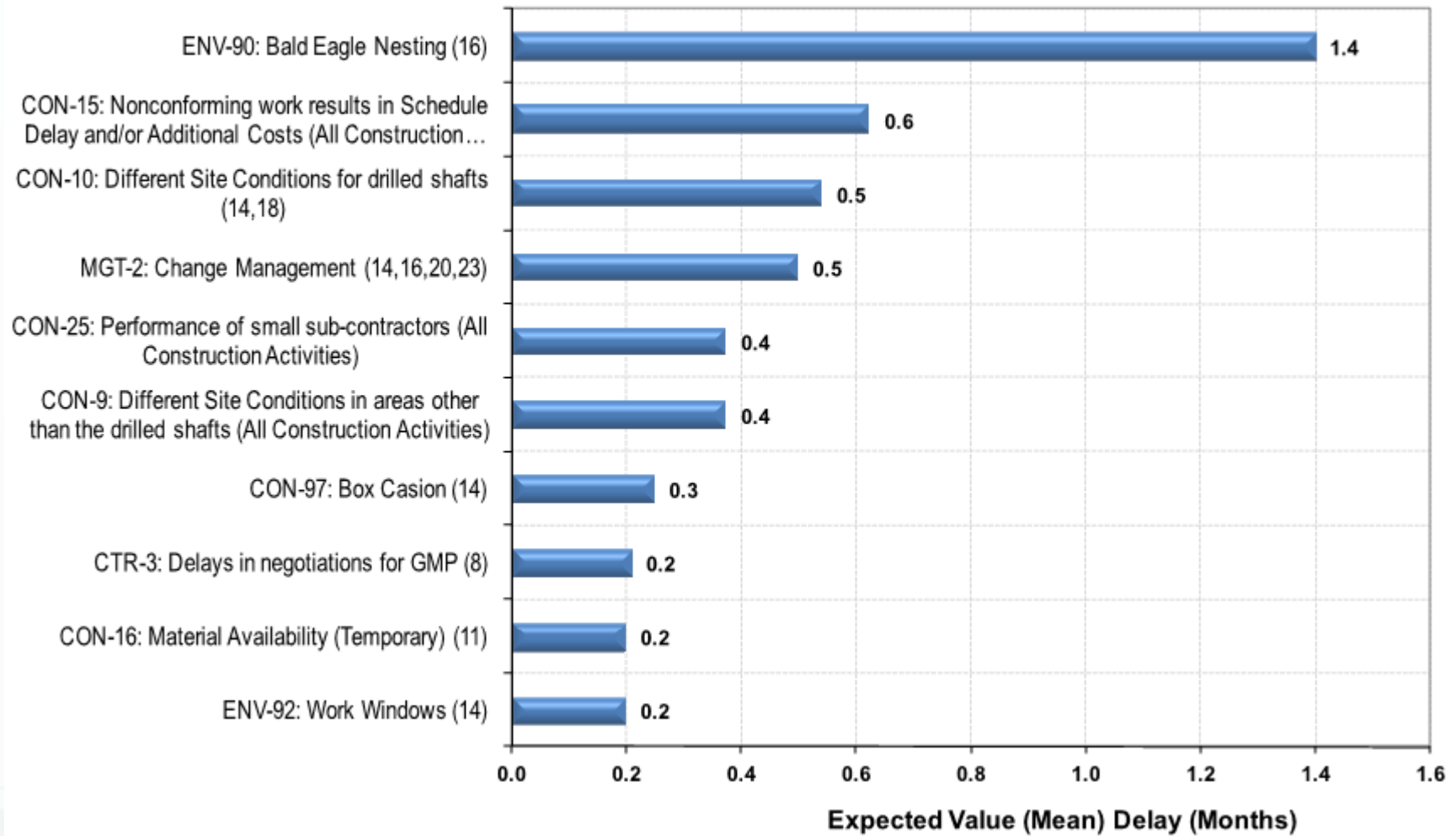


Millions  
Expected Value (Mean) Increase in Overall Project Cost



# Cost Risk Assessment

## 100% Design Update - Top Schedule Risks



# Funding Plan

- Target Project Cost: \$299M
  - County/City of Portland contribution: \$230.6M
  - Federal/State contribution: \$68.4M
- City contribution tied to overall project cost per IGA
- County/City IGA to be updated to reflect:
  - Baseline City contribution of \$73.5M based on overall project cost of \$270M
  - County to cover City share of increased project cost above \$270M up to \$306M
  - If project cost exceeds \$306M, County and City equally share in increased cost above this level

# Public Involvement Update

## **Media:**

- Oregonian & Willamette Week coverage this week regarding the proposed County/Portland revised funding agreement for Sellwood.
- News media have been carrying our construction traffic alerts.

## **Community Issues:**

- Traffic complaints have been the greatest concern lately
- More than 450 people receive traffic/construction updates, which also go to the media. Sending more quick traffic alerts as needed.

## **Miles Place Regional Trail Design:**

- Good attendance and input from neighbors and trail users at Oct. 17 open house. Team and PBOT meeting Nov. 15 on plan. Public meeting in Jan. 2013.

# Public Involvement Update

## **Bridge Closure:**

- Working on public information plans for the Jan. 2013 bridge closure. Will include a banner on bridge, large area mailing, outreach to stakeholders and media, and planning for onsite spectators at Riverfront Park.
- PBOT and ODOT will also be involved, due to detour routes for bridge users. Working on plan for a time-lapse video of bridge move.

## **Tours:**

- Chair Cogen and Sen. Betsy Johnson touring project on Dec.17. State Legislators tour being planned in January.

## **Schools Outreach:**

- Recent events with Sellwood Middle School and Llewellyn Elementary to learn about bridge translation and landslide



# Schools Outreach





# Schools Outreach



## Social Equity

Thru Aug/Sep, 2012

| A&E Team (Design) (Sep) | Goal          | To Date | Status       |
|-------------------------|---------------|---------|--------------|
| DBE                     | 7%, (\$1.0m)  | 9.1%    | Above Target |
| MWESB                   | 13%, (\$1.8m) | 15.1%   | Above Target |
| CM/GC Contractor (Aug)  | Goal          | To Date | Status       |
| DBE (Committed)         | 4%            | 7.0%    | Above Target |
| DMWESB (Contracted)     | 20%           | 23.0%   | Above Target |
| Workforce Women         | 14%           | 9%      | Trending up  |
| Diversity Minority      | 20%           | 30%     | Above Target |

Note: DMWESB goals/targets published Sept 2011 from CM/GC in subcontracting plan.

## News Headlines

Since October 2012

- [Portland and Multnomah County Strike Sellwood Bridge Deal to Compensate for Library Taxing District \(Willamette Week\)](#)
- [Multnomah County officials agree to defer and lower Portland's Sellwood Bridge payments to offset library district hit \(Oregonian\)](#)
- [Follow-up: More photos of new Sellwood Bridge bike path \(BikePortland Blog\)](#)
- [County readies bond sale to pay for Sellwood Bridge work \(Portland Tribune\)](#)
- [Designing a regional trail along Southwest Miles Place \(Oregonian\)](#)
- [Sellwood Bridge project provides an opportunity to engage kids \(DJC, no link\)](#)

## Sustainability

- Documentation compiled/reviewed for project recycling
- Work advances for bioswale development
- Reduction in proposed paving
- Development of improved multi-use trail continues

## Design Accomplishments

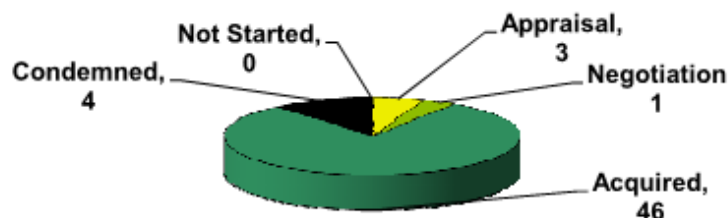
- Final plans, specs, and estimates submitted
- Storm Water Management Plan submitted
- Final Traffic Management Plan submitted
- Blasting Plan submitted

## Construction Accomplishments

- Riverpark phase one work near completion
- Sellwood harbor unit D is complete
- Work bridge development
- Shear piles built
- Pile driving continues on land

## Right of Way Progress

Thru October 31, 2012



**ROW actions to be completed = 54**  
**Current as of September 21, 2012**

## Upcoming Site Work

- Prepare access on east side
- Complete condominium alterations, utility work, and gate house
- Prepare for west interchange
- Complete east approach
- Bridge translation



# **Project Diversity Dashboard**

- Small Business Overview**
- Workforce Overview**
- Project Highlight**

# Valuing Diversity

Key value expressed by Board, reflected in:

- County Workforce Training & Hiring Program
- Supportive County Purchasing Policies
- Contractor developed Sellwood Bridge Subcontracting Plan involving:
  - DMWESB Target 20%
  - Apprenticeship 20% by Craft for contracts > \$100,000
  - Diversity
    - 14% Women
    - 20% Minority

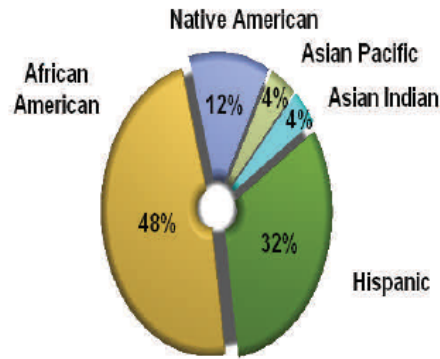
# Project Diversity Dashboard

## Small Business Overview- October 2012

### Summary

- These charts are based on contracts and dollars awarded.
- The contractor's goal is to award 20% of total contract dollars to DMWESB firms. They are currently exceeding that goal as shown in the DMWESB Participation and Paid to Date chart below.

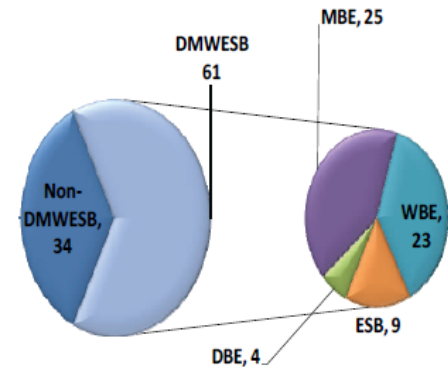
### DMWESB Ethnicity



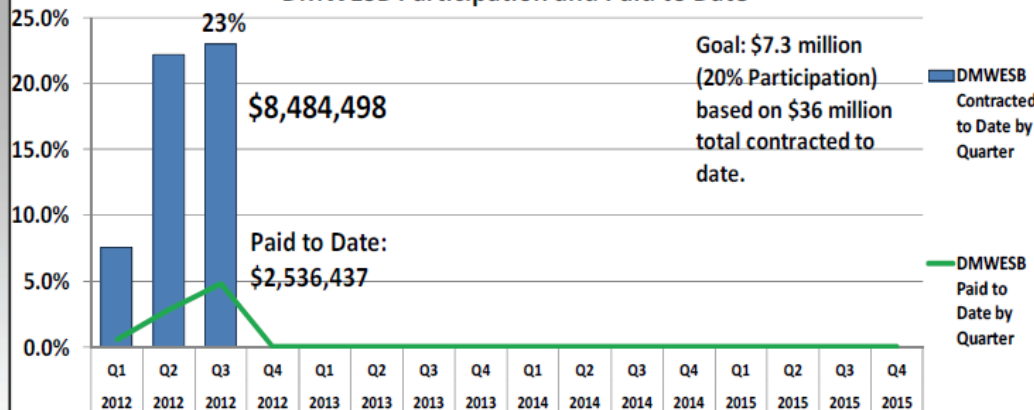
Based on number of contracts awarded.

### Total Contracts Awarded

Total Contracts - 95



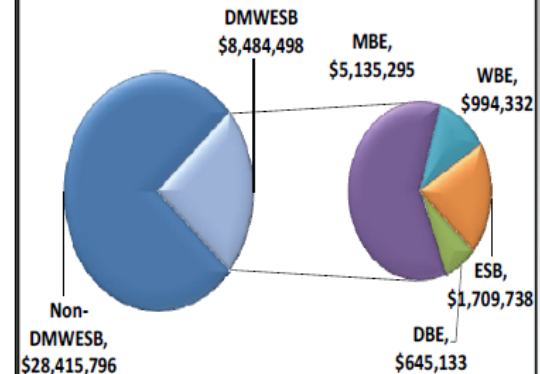
### DMWESB Participation and Paid to Date



### Total Dollars Awarded

Total Project Contract Amount

\$36,890,049



Glossary: DBE—Disadvantaged Business, MBE—Minority-Owned Business, WBE—Women-Owned Business, ESB—Emerging Small Business

1



Cumulative Construction Data from 11/30/2011 to 8/31/2012. Produced by Group AGB, Ltd.



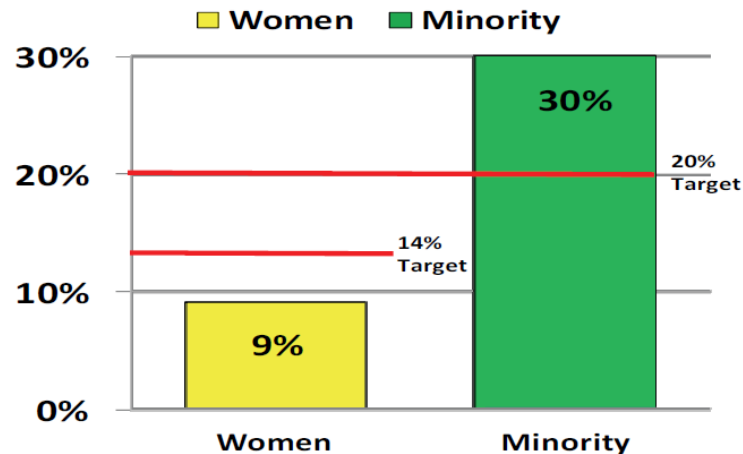
# Project Diversity Dashboard-

## Workforce Overview

### Summary

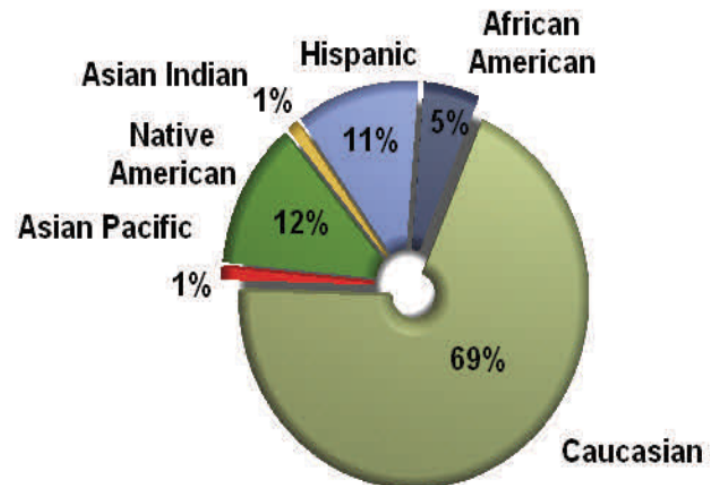
- Progress on meeting aspirational goals for minority and female participation. SSJV is exceeding the target for minorities. However, they are below target for women but are improving each month.
- See page 3 for SSJV's recent activities to increase female workers.

**Total Workforce Hours  
(Apprentice & Journey Level)**



Based on number of hours worked.  
(Minority includes men and women.)

**Total Workforce Ethnicity  
(Male and Female)**



Based on number of hours worked.

# Project Diversity Dashboard

## Increasing Female Participation

### Slayden/Sundt recent actions:

- Meeting with subs one-on-one that are below the Women and Minority utilization targets
- Met with three subcontractors in the last week to discuss their lack of Women and Minority utilization.
- Urges subcontractors to attend their weekly internal diversity meetings so they are getting a constant reminder about diversity (utilization and apprenticeship). The contractor walks through the statistics for each subcontractor in the meeting and discusses them. With the whole team the contractor goes through --- what kind of minority and women utilization does the subcontractor have? Are they working apprentices? Will they be ramping up soon? Does the contractor know if there will be any hiring opportunities? Who is the best person to involve if we need a change?
- Added another female apprentice and a female journeyman to their crew in order to increase their female and apprentice utilization.
- Reviews workforce numbers weekly, identifies subcontractors who are deficient in women, minority and/or apprentice utilization, and immediately contacts them to assist in meeting the diversity goals as well as reiterate the importance of using a diverse workforce.

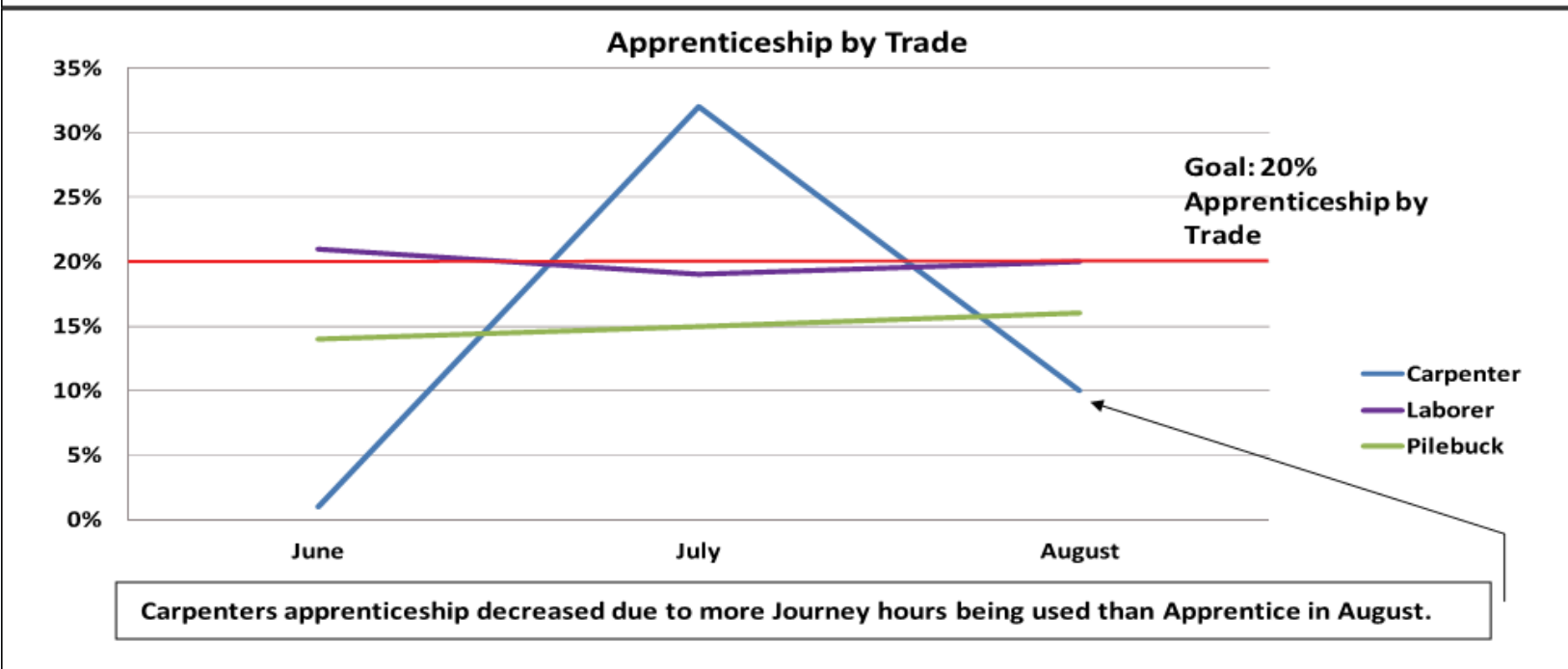


Female pile buck apprentice welds pile.

# Project Diversity Dashboard

## Summary

- The following chart represents total apprenticeship hours by trade for all subcontractors working on the project. Any contractor over \$100K is required to achieve 20% apprenticeship hours by trade per the County's Workforce Training and Hiring Program.
- Laborers have reached the 20% goal. Though Pile bucks are below the 20% goal, the trade's apprenticeship hours continue to increase each month. Carpenter Apprenticeship hours decreased in September due to more Journeyman Carpenter hours being used than Apprentice.





# Construction Update



# Early Work

- Construction offices - done
- Work bridges – in progress
- Structural steel shop drawings – in progress
- West side retaining walls - pending

# Progress (thru 10/31/12)

|                   | Detour<br>Bridge | Landslide<br>Stabiliz-<br>ation | Condo.<br>Mods. | Work<br>Bridge | Total   |
|-------------------|------------------|---------------------------------|-----------------|----------------|---------|
| Total Value       | \$20.15          | \$12.73                         | \$3.23          | \$5.81         | \$41.93 |
| Paid to date      | \$17.12          | \$6.58                          | \$1.48          | \$1.86         | \$27.04 |
| Progress          | 85.0%            | 51.7%                           | 45.9%           | 32.0%          | 64.5%   |
| Costs in millions |                  |                                 |                 |                |         |























# Questions?