



# **Board Briefing on Homeless Services General and Federal Funding**

Multnomah County, City of Portland, Home  
Forward, and McKinney Continuum of Care

Department of County Human  
Services

## Background

- Report first created FY 2011
- Does not show all funding, need, outcomes, or performance
- Point in time as of December 2013
- Relative discretionary investment of the four jurisdictions by service type and population
- Discretionary funding breakdown by service for each population, including special needs
- Programs funded by more than one jurisdiction



## Methodology

- Only services dedicated to homeless households, funded by City of Portland General Funds, County General Funds, Home Forward, and McKinney Continuum of Care
- Data from the Portland Housing Bureau, Home Forward, and the following County Departments and Divisions:
  - Department of Community Justice
  - DCHS Community Services, Mental Health and Addiction Services, Aging and Disability Services, Domestic Violence Office
- Services assigned to broad categories based on forced choice



## Other Considerations

- Many services - health, mental health, chemical dependency, anti-poverty, family and academic support – are provided to homeless households and not included in this report
- Not disaggregated by race and ethnicity
- Limited programs focused solely on gender specific or special needs, many programs do serve these populations



## What does the report show?

- Discretionary funding over time
- Increase in FY 2014 funding, although much is due to OTO
- Opportunities for aligned contracting among jurisdictions
- Opportunities where investment could be refocused or new resources developed to achieve Home for Everyone goals
- Critical information needed to tell the story to the community about efforts to end homelessness



## General Service Type

- Housing
  - Permanent housing including leasing/operations costs and supportive services
- Shelter/Transitional Housing
  - Facility based services provided on a time limited basis
- Related Services
  - Homeless systems of care infrastructure and support – HMIS, I&R, day services, benefits acquisition



## Populations Served

- **Youth:** Unaccompanied minors and young adults without children in their care
- **Families:** One or more adults with one or more minor children, or in the third trimester of pregnancy
- **Adults:** Individuals or couples without children

Gender specific services included



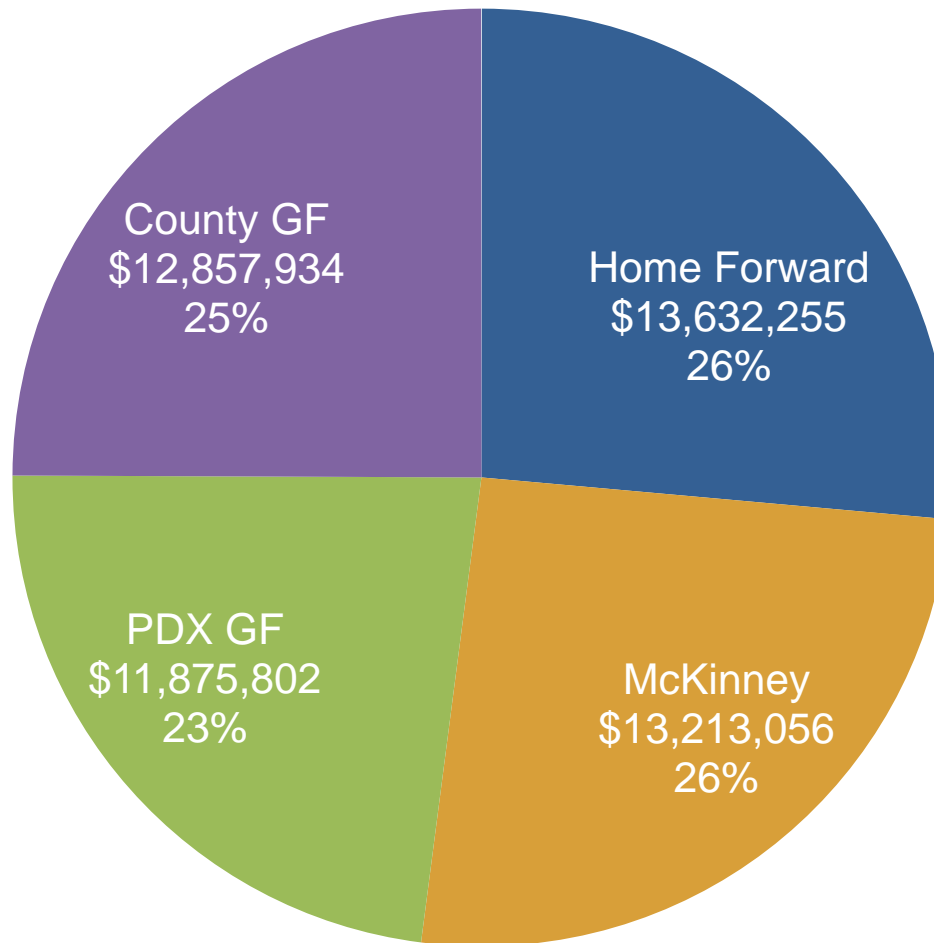
## Subpopulations

- Chemically Dependent
- Developmentally Disabled
- Domestic Violence Survivors
- Ex-Offenders
- Medically Vulnerable
- Mentally Ill
- Pregnant or Parenting
- Senior or Disabled
- Veterans
- HIV

Some services focus on more than one special needs area (e.g. Chemically Dependent and HIV)

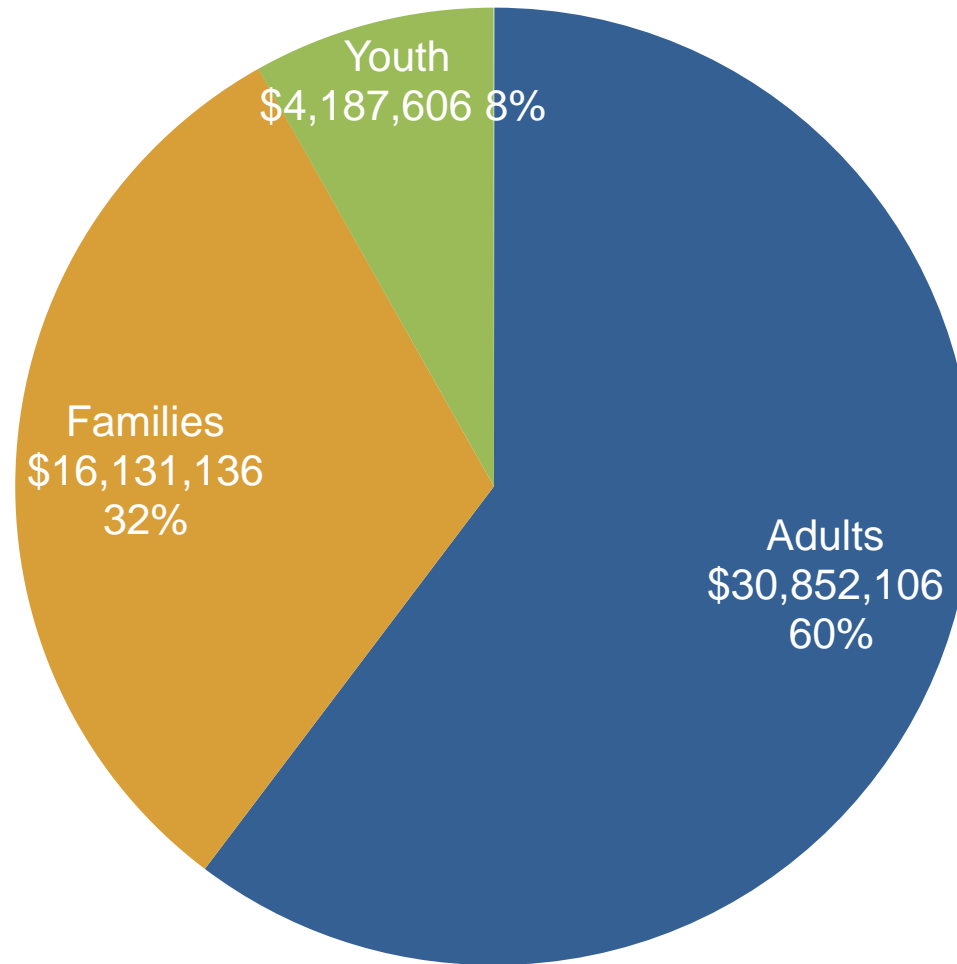


# Funding Sources for Homeless Services



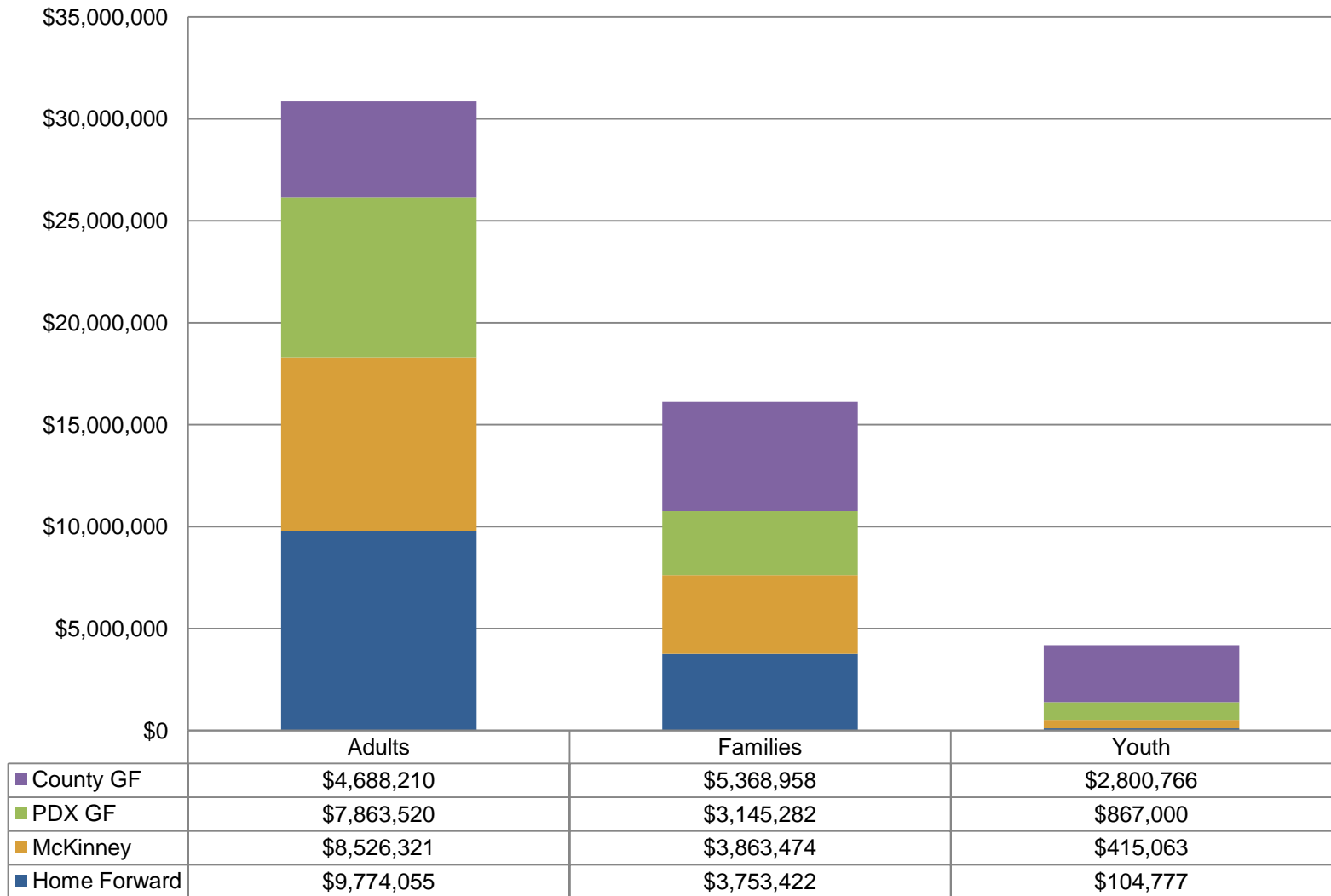
Total discretionary funding is nearly \$52 million

# Funding by Population Served



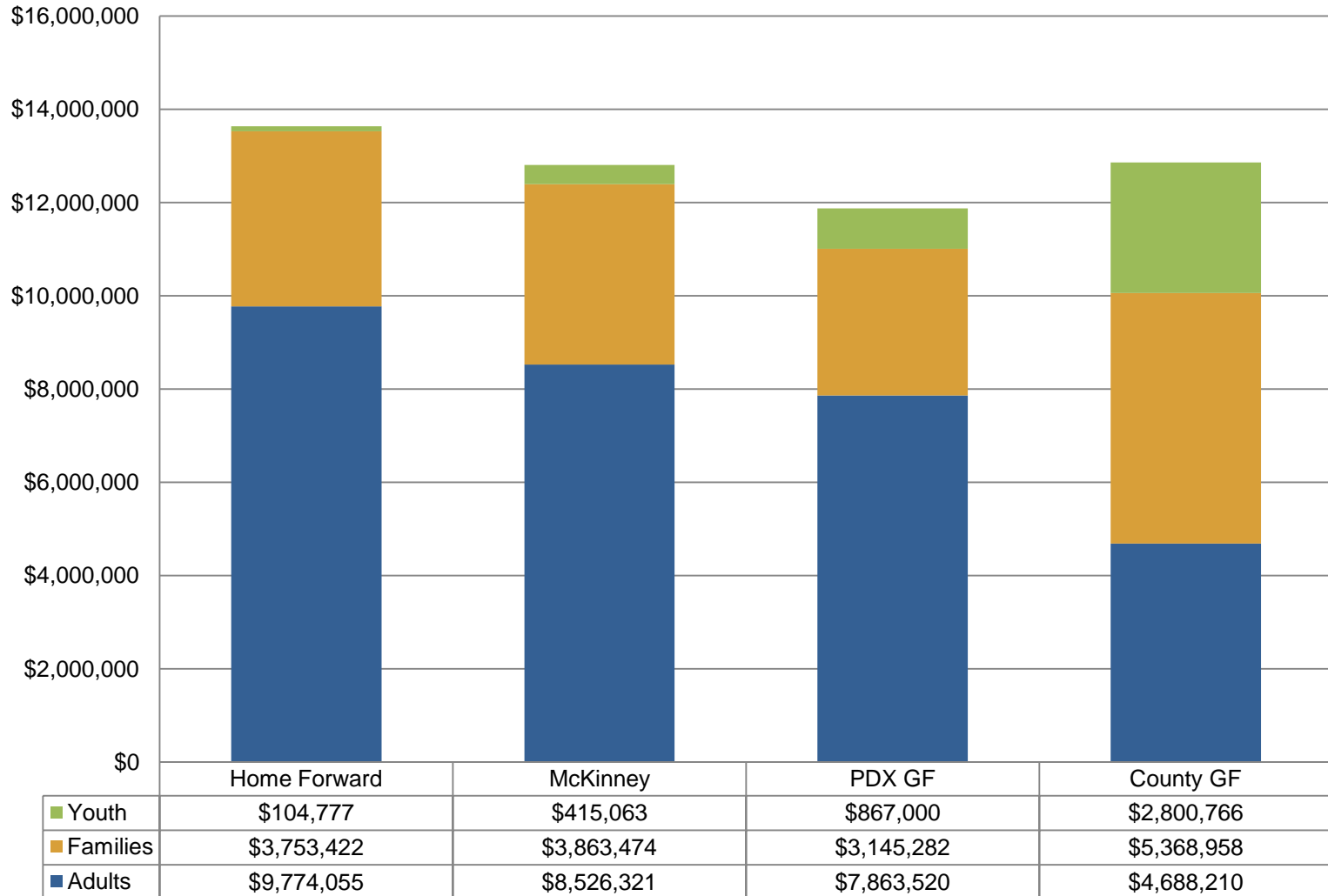
45% of those counted in the FY13 PIT Count are people of color

# Funding Source by Population

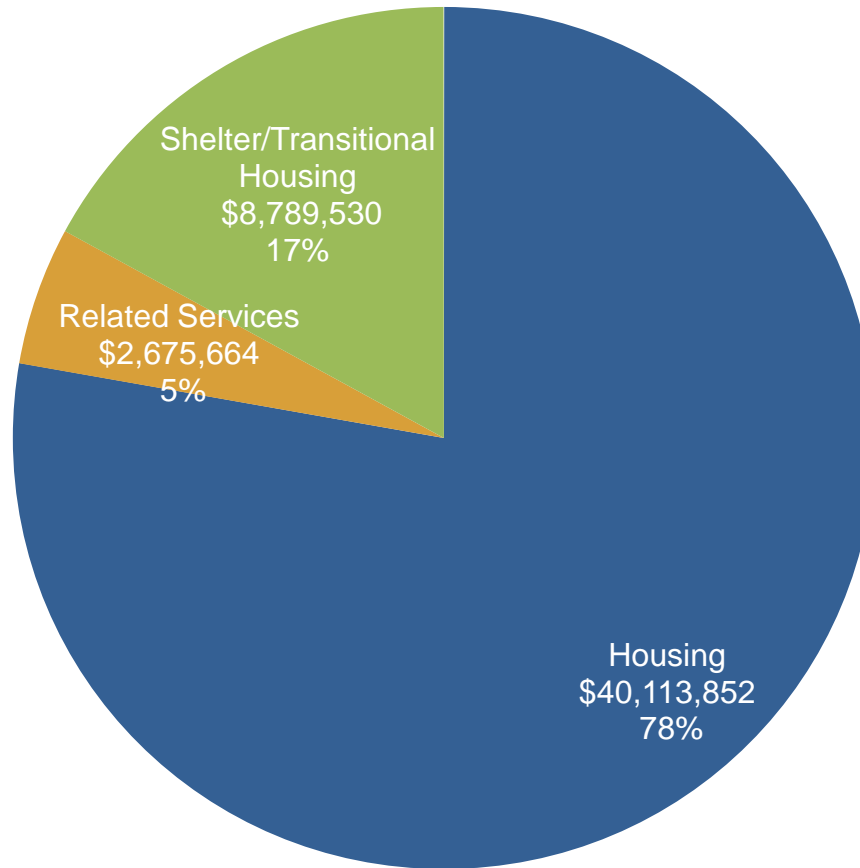


All jurisdictions provide funding for all populations

# Population by Funding Source

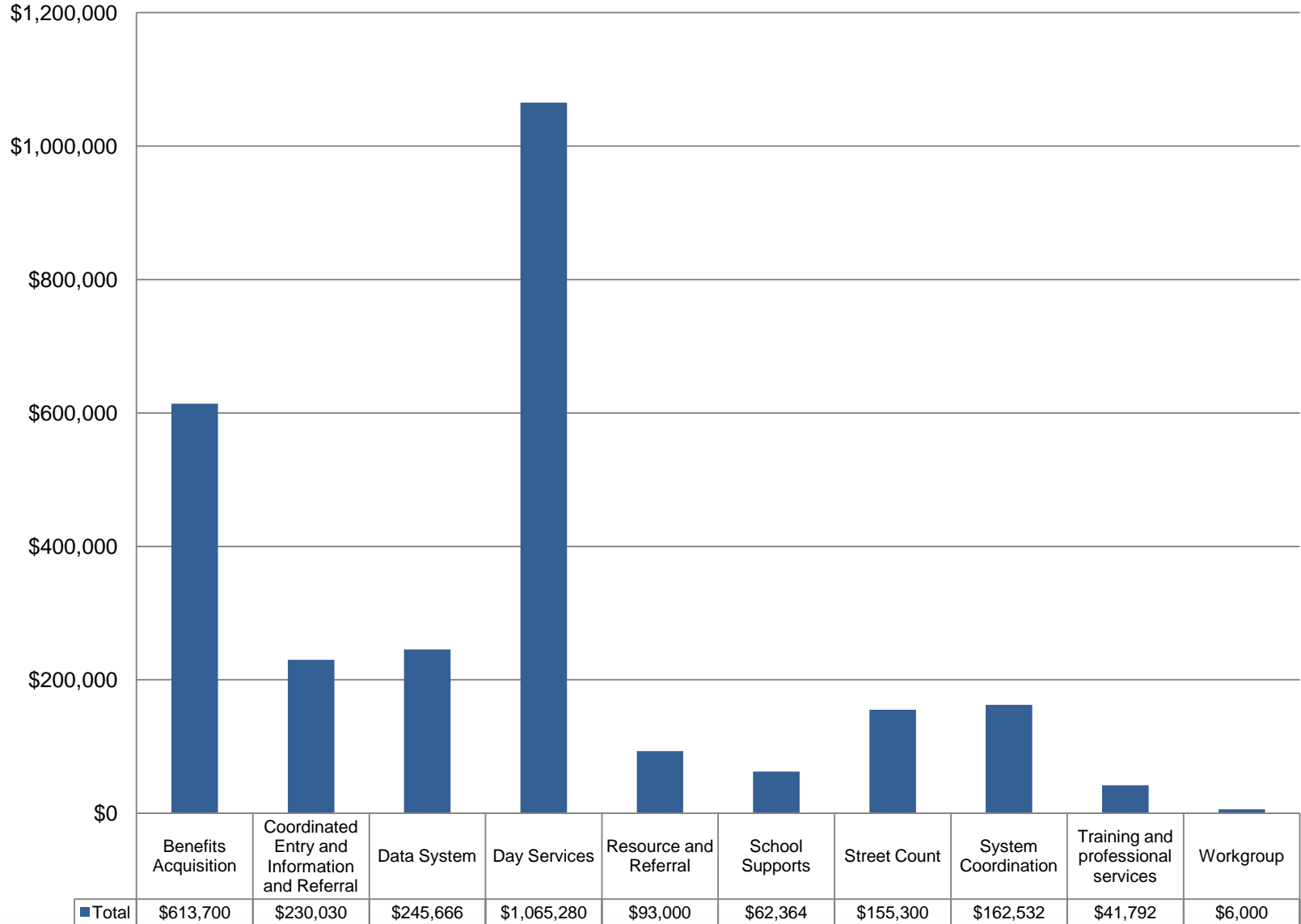


# Service Types



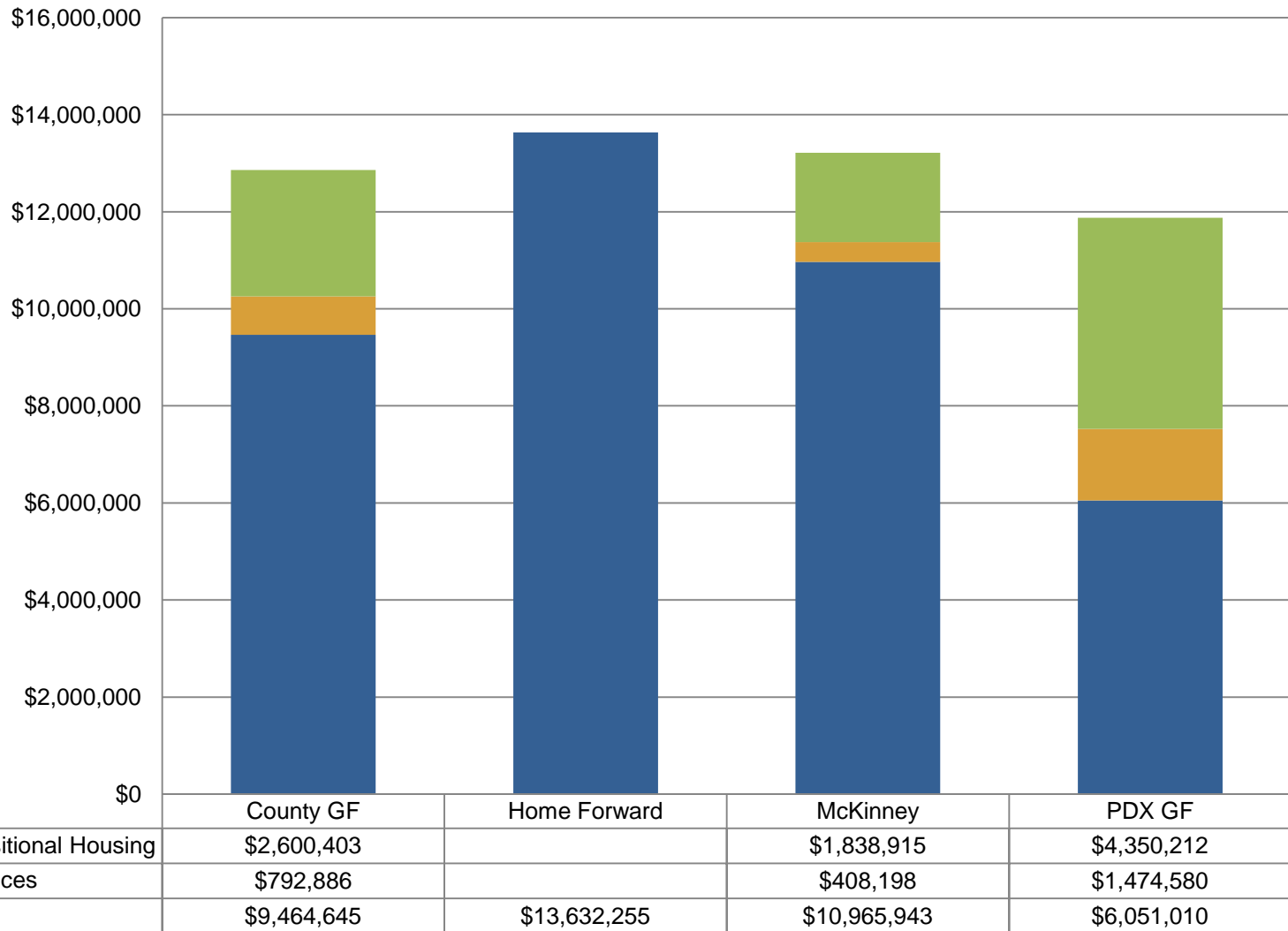
Housing funding increased 25% since FY12, and from 70% to 78% of total

# Related Services

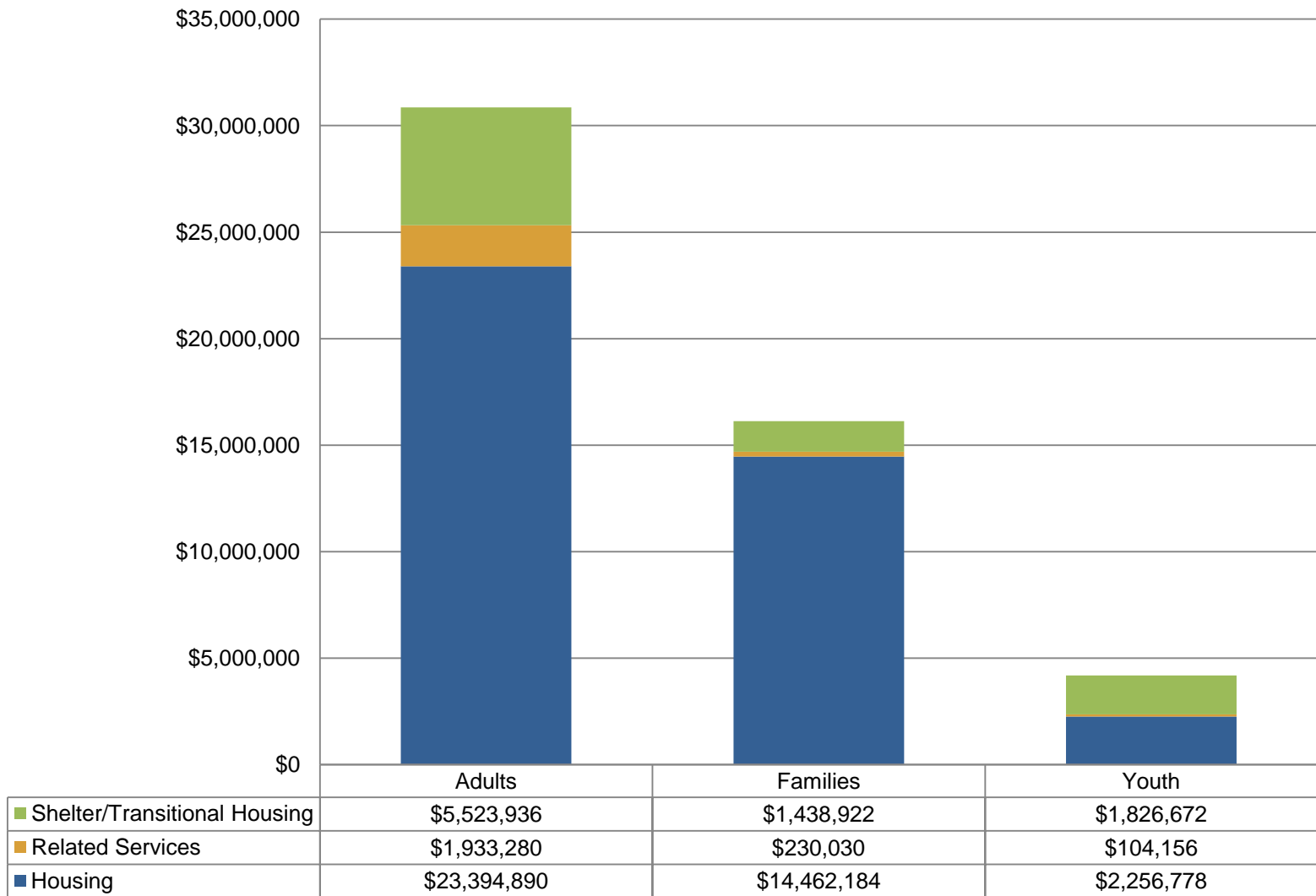


Priority services: housing, income, health, survival, access, coordination

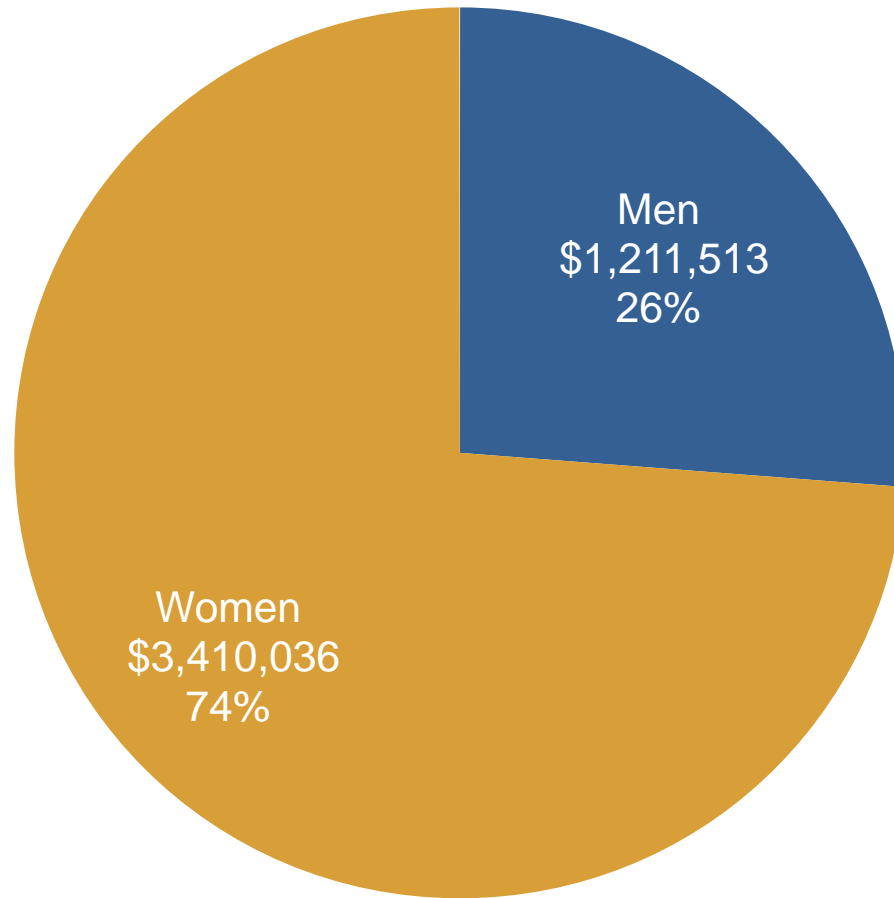
# Service Type by Funder



# Service Type by Population

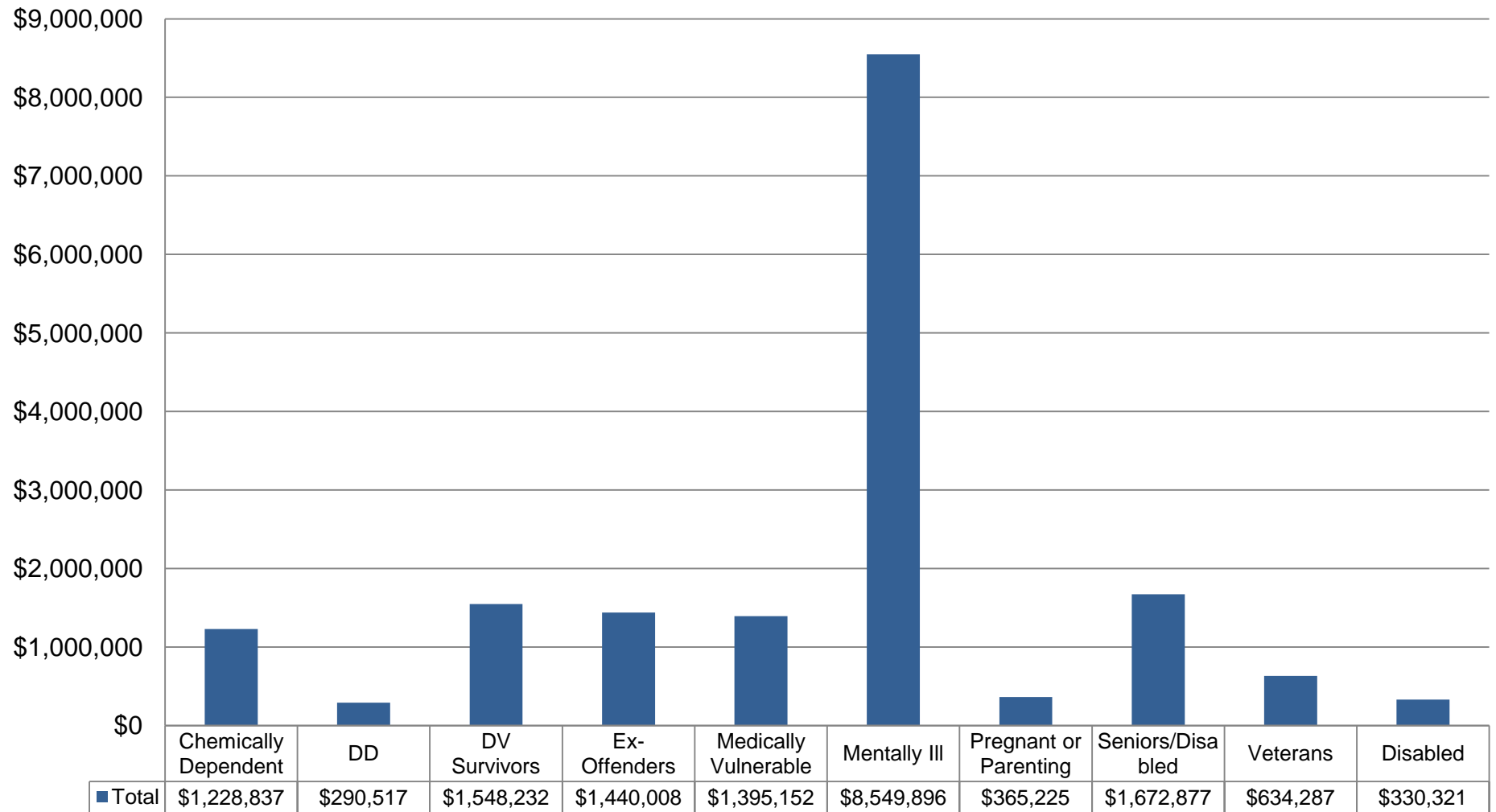


# Gender Specific Services



\$4.6 million of total, targeted for gender specific services

# Special Needs Populations



Over \$17 million targeted for special needs populations, nearly 50% for mental health

# Programs Jointly Funded

Project	County GF	PDX GF	Home Forward	McKinney	Total
Alcohol and Drug Free Housing	\$615,408	\$76,000		\$270,429	\$961,837
Benefits Acquisition	\$418,700	\$195,000			\$613,700
Bridges to Housing	\$938,206		\$1,291,302	\$241,051	\$2,470,559
Community Engagement Program	\$787,880	\$267,000			\$1,054,880
Family Futures	\$791,035			\$1,172,940	\$1,963,975
Family Unification Program	\$200,000		\$770,417		\$970,417
Flex funds for Veterans	\$30,000		\$62,614		\$92,614
Homeless Families System	\$1,137,087	\$700,000			\$1,837,087
Homeless Youth Shelter	\$563,071	\$214,000			\$777,071



Current single contracts – veterans' flex funds, homeless families, HY, STRA

# Programs Jointly Funded cont'd

Project	County GF	PDX GF	Home Forward	McKinney	Total
HomeSafe	\$209,102			\$365,225	\$574,327
Jean's Place		\$107,196		\$247,670	\$354,866
Rose City Resource Guide	\$40,000	\$30,000			\$70,000
Royal Palm	\$150,000			\$711,638	\$861,638
Short-Term Rent Assistance	\$1,809,477		\$1,040,729		\$2,850,206
Transitional Housing for Homeless Families	\$236,384			\$399,984	\$636,368
<b>Total</b>	<b>\$7,926,350</b>	<b>\$1,589,196</b>	<b>\$3,165,061</b>	<b>\$3,408,937</b>	<b>\$16,089,544</b>



## Summary and Next Steps

- Prioritized list of FY15 proposed reductions and new investment
- Budget Rodeo
- Single joint contracts
- Governance
- Aligned Cross-Jurisdictional Budgeting

