

# Thriving Economy Priority: Marquee Indicators

## I want Multnomah County to have a thriving economy.

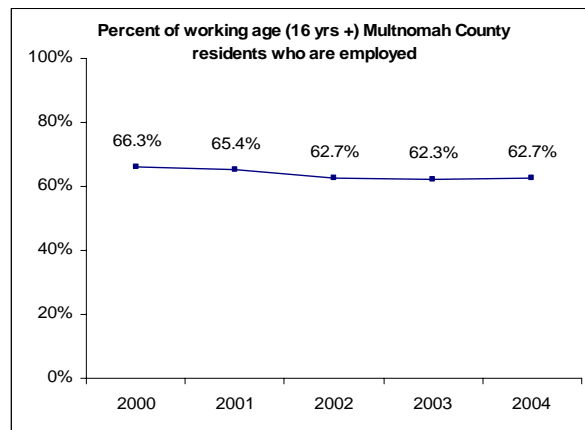
---

### 1. Percent of working age Multnomah County residents who are employed.

#### *Employment*

This chart shows the rate of employment among Multnomah County residents who are 16 years and older. It includes those who are self-employed and who work part-time. The Census Bureau's annual American Community Survey is the source.

The rate of employment has been stable for the three most recent years of available data, but has dropped 5.4% since 2000.

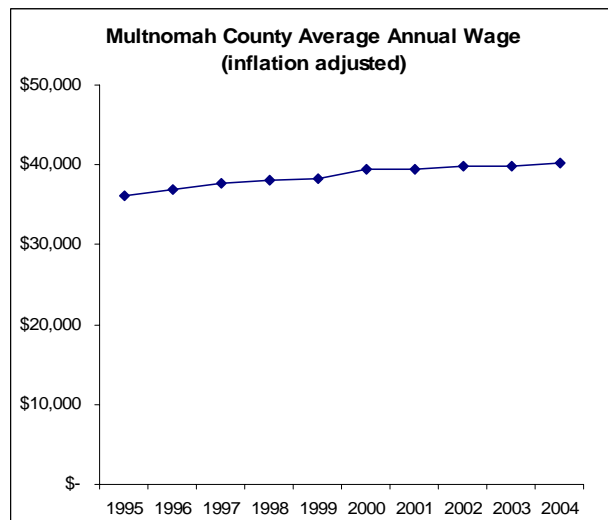


Source: Census Bureau's American Community Survey

### 2. Average wage paid by Multnomah County employers.

#### *Average wages*

This chart shows the average annual wage per worker paid by Multnomah County employers, adjusted for inflation. In 2004, the average annual wage was \$40,199. The calculation is based on jobs and wages paid only by employers in the county, so it excludes county residents who work elsewhere or are self employed. It is intended to be an indicator of the health of the economy in Multnomah County, rather than an indication of average wages earned.



Source: Oregon Employment Department

The average annual wage has been relatively flat since 2000, but is up 11% over a decade ago.

# Thriving Economy Priority: Marquee Indicators

## I want Multnomah County to have a thriving economy.

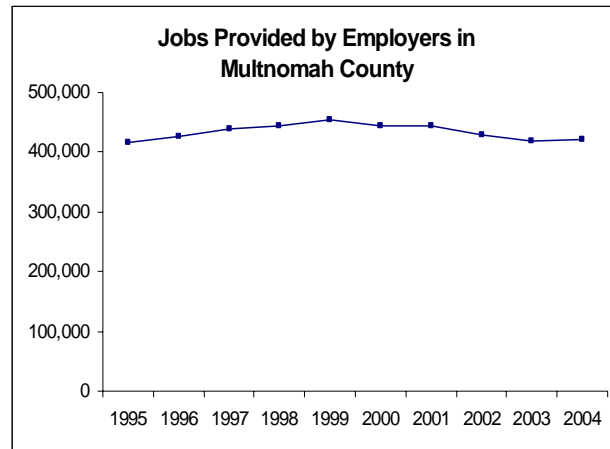
---

### 3. Number of jobs provided by Multnomah County employers

These charts reflect the number of jobs provided by businesses in Multnomah County. They exclude individuals who are self-employed or work outside of the County and do not differentiate between part-time and full-time positions. They are intended to be an indicator of economic health rather than a complete picture of employment.

#### *Total Jobs*

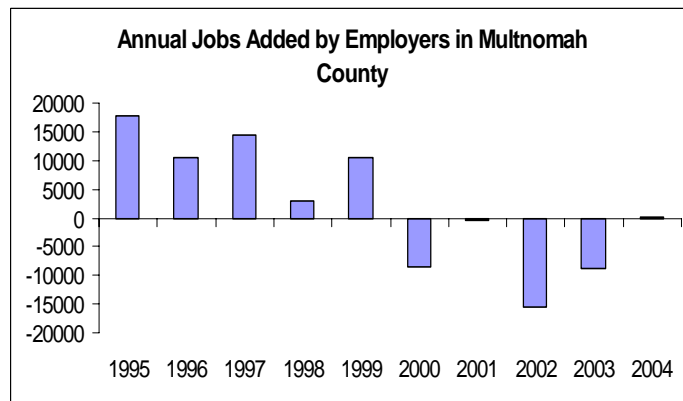
Over the last decade, a total of 23,081 jobs were added in the aggregate. Between 2000 and 2003, 33,200 jobs were lost, but this trend was reversed in 2004.



Source: Oregon Employment Department

#### *Job Growth*

Multnomah County employers lost jobs every year between 2000 and 2003, for a total loss of 33,200 jobs after years of gains. 249 jobs were added in 2004.



Source: Oregon Employment Department