

MULTNOMAH COUNTY COURTHOUSE RENOVATION STUDY

FINAL REPORT
VOLUME 1

APRIL 13, 2011

SERA



STUDY PARTICIPANTS AND CONTRIBUTORS

Renovation Study Team

Multnomah County

*Brett Taute, Project Manager

*Peggidy Yates, Facilities Policy Liason

SERA Architects

*Don Eggleston, Principal in Charge

*Logan Cravens, Architect and Project Manager

*Natasha Koiv, Space Planning

Ray Chirgwin, CADD rendering, Revit design

KPFF Consulting Engineers

Blake Patsy, PE, Seismic and Structural Engineering

PAE Consulting Engineers

Grant Parthemer, Electrical Engineering

Nick Collins, Mechanical Engineering

Hoffman Construction Company

Richard Burnham, Construction Cost, Sequencing and Phasing

Erik Klein, Cost Estimating

RossDrulisCusenberry

Courts Planning Peer Review

Michael Ross

Charles Drulis

Downtown Courthouse Building Sub-Committee

Commissioner Deborah Kafoury

Beckie Lee, Chief of Staff to Cmr Kafoury

John Russell, Russell Development Company, Inc.

Sandra McDonough, Portland Business Alliance

Sheriff Dan Staton

Mike Schrunk, District Attorney

The Hon. Jean Maurer, Presiding Judge

The Hon. Henry Kantor

Douglas Bray, Chief Court Administrator

Judy Edwards, Multnomah Bar Association

Leslie Kay, Multnomah Bar Association

Steve Janik, Ball Janik LLP

Captain Raimond Adgers, Sheriff's Office

Captain Drew Brosch, Sheriff's Office

Shane Abma, Portland Business Alliance

Downtown Courthouse Finance Sub-Committee

In addition to the Courthouse Building Committee, a concurrent committee Chaired by Commissioner Judy Shiprack, is working on financing options for the Courthouse. Members of this committee joined the Building Committee for milestone meetings. The membership of this committee includes:

Commissioner Judy Shiprack

The Hon. Paul de Muniz, Chief Justice, Oregon Supreme Court

Phil Schradle, Lead Staff Attorney

State Representative Brent Barton, Attorney-Perkins Coie

James Barta, Legislative Assistant

Douglas Bray, Chief Court Administrator

Steve Janik, Attorney, Ball Janik

David Zehntbauer, Attorney, Dunn Carney

Lainie Dillon Decker, Attorney, Stoel Rives

Sarah Crooks, Attorney, Perkins Coie, Multnomah . Bar Association

Carlie Reiter, Portland Business Alliance

Multnomah County Facilities Management

Bob Thomas, Division Director

Jon Schrotzberger, Facilities Operations and Maintenance

John Lindenthal, Manager, Capital Program

Mike McBride, Environmental Health and Safety

Mel Blanchard, County TelCom

Kristian Pearlman, Building Data Mgmt.

Mike Crank, MCCH Property Mgr

Don Novak, Lead Electrician

Tim McWilliams, Lead Carpenter

Joe Gibson, Lead Engineer

Shawn Heard, Lead Alarms Technician

* Project Study Team

Multnomah County Courthouse Key User Groups

State of Oregon Judiciary

The Hon. Jean Maurer, Presiding Judge

Douglas Bray, Chief Court Administrator

Multnomah County District

Attorney's Office

Michael Schrunk, District Attorney

Norm Frink, Chief Assistant District Attorney

Charles French, Deputy Assistant District Attorney

Multnomah County Sheriff's Office

Captain Raimond Adgers, Facility Commander

Captain Drew Brosch, Inmate Transfer

Staff

Mark Campbell, Finance Director, Multnomah County

Nancy Bennett, Government Relations Manager, Multnomah County

Allyson Spencer, Policy Advisor to Cmr. Shiprack



Final Report - Volume 1

Executive Summary	ES1
Background	3
Approach.....	5
Findings of Research and Analysis.....	7
Renovation Strategy	13
Renovation Sequence and Phasing.....	19
Project Cost	25
Renovation Results	29
Recommended Next Steps	33

Appendix - Volume 2

Appendix 1	SERA Historic Courthouse Presentation	A1-1
Appendix 2	NPS Historic Places Nomination	A2-1
Appendix 3	KPFF Seismic Analysis Presentation	A3-1
Appendix 4	Court Count	A4-1
Appendix 5	Area Tabulations and Space Assignments ..	A5-1
Appendix 6	3-D Model Views	A6-1
Appendix 7	Detailed Cost Data	A7-1
Appendix 8	Existing Conditions Photos	A8-1
Appendix 9	Phasing Matrix	back pocket
Appendix 10	Enlarged Plans Final Phase	back pocket

THIS PAGE LEFT
BLANK

PURPOSE OF THE STUDY

Courthouse operations are central to the delivery of justice to the citizens of Multnomah County. An average of 3,000 visitors walk through the front door of the Multnomah County Courthouse each day. Over the past 20 years there have been numerous studies on how to address the long-term facilities needs of the State Courts in Multnomah County. Previous studies have looked at the feasibility of building a new courthouse facility and the possibility of renovating the existing courthouse. Previous renovation approaches, however, were based upon the vacation of the courthouse occupants into temporary space, and was considered to be cost prohibitive due to the added cost of building specialized courtroom space for interim use during the construction period. Renovation studies to date have not considered whether the courts could retain central operations in the building during a renovation.


Multnomah County Facilities & Property Management contracted with a consultant team led by SERA Architects to conduct a feasibility study with the express purpose to:

Determine the economic, logistic and redevelopment viability of renovating the downtown courthouse, while simultaneously maintaining a substantial portion of the operations in the building.

Scope of the study

The project study team worked with Multnomah County's facilities management, representatives of the primary courthouse occupants, and an appointed Courthouse Sub-Committee to evaluate the issues and test proposed strategies. This study covered a broad array of scope, but with a limited depth of examination of each issue. This included reconfirming space needs for the primary courthouse occupants; evaluating existing building conditions; recommending major building systems strategies and seismic upgrades; phasing and sequencing of the renovation with a construction schedule; and developing estimated project costs.

This study is the first step in evaluating the renovation of the existing facility while retaining substantial operations. There are more activities that need to be completed to determine the extent of such an undertaking, which will inevitably modify the scope and cost. Further evaluation of building systems and program verification will be required, as well as additional cost estimating, logistical planning, constructability, and determination of funding strategies.





COURTHOUSE RENOVATION OBJECTIVES

Three overarching County objectives must be met by any proposed renovation concept including:

- Seismic upgrade of the building shall meet Life Safety levels as defined by the governing code,
- Court operations take priority in the phasing and sequencing of the renovation strategy to minimize impacts to ongoing operations,
- Security should be improved whenever possible, for the transfer of detainees, in the screening of building visitors, and in the creation of secure circulation for Court staff and judges.

PROPOSED RENOVATION CONCEPT

The renovation will be sequenced to allow the general public's access to the court to remain largely unchanged during the construction period; and careful attention to sequencing of activities and after-hours construction shifts will allow the courts to maintain ongoing daily operations for the duration of the renovation.

The concept for the renovation involves seven major phases of the work. Phase 1 will focus on utility infrastructure work outside the occupied areas of the building, and includes the temporary relocation of certain departments into adjacent buildings to create "flex-space". This will allow the remaining occupants to relocate within the building during construction and remain functional.

In Phase 2 the construction sequencing is focused around the seismic upgrade, where new structural elements will be inserted into the existing light well to brace the building, much like building a "ship in a bottle". Once the new seismic structure is in place, new infill floor construction will allow build out of two new courtrooms at each level, accompanied by the addition of a new 9th floor level and mechanical penthouse. A new elevator and new mechanical/electrical/telcom chases will be inserted into the core, which will support the transition for switching over to new systems during the subsequent construction phases. This work will be conducted after-hours to minimize noise and disruption, and in a manner such that ongoing building functions are uninterrupted.

In phase 3 the Sheriff's in-custody holding cell facilities are built-out in the basement to allow courts construction to occur on the 7th floor.

Phases 4-6 will renovate and restore two to three floors at a time, starting at the top level and working down. Building occupants will need to relocate within the building during the respective phases of the work, but will remain operational. With the earlier insertion of new courtrooms in the infill center of the building, the courts will have access to the maximum number of courtrooms at any given time.

Phase 7 is the completion of the renovation at the main floor and will result in improved public access to the building, and provide a new fully accessible entrance at the southeast corner tying directly into the main building lobby. On completion, the courthouse will have at least forty-one (41) fully functional

courtrooms, and flexible program space on floors 8 & 9 that could be used for the District Attorney, Law Library, or other uses. There is a net gain in gross building square feet (GSF) by approximately 75,300 GSF.

Safety

Protection of the public and the building occupants during an occupied renovation is an especially critical component, which encompasses many areas to be addressed by the contractor and the owner in a project specific safety plan. This includes protection of adjacent occupied zones during demolition and construction, and ongoing air monitoring for pollutants and hazardous materials; which is why the renovation approach is to do work on two floors at a time to minimize the impacts. Site access issues for the public and the staff can pose concerns as well, and the proposed 4:00 PM-1:00 AM construction shift will allow the contractor to work with minimal impact on the occupant's access within the building.


Security

Integral to this concept is the enhanced security and circulation for three types of building occupants. The Sheriff's detention and holding cell area, currently on the 7th floor, will be relocated to the basement. From the basement holding area three new elevators will allow the Sheriff to provide in-custody transportation of detainees to two-thirds of the courtrooms, minimizing the use of public corridors and elevators. This significantly improves the existing shared circulation between judges and court staff, detainees, and the general public. A new elevator on the west side will allow judges and court staff to circulate between floors without entering the public spaces.

Assumptions

A detailed list of assumptions can be found in the body of the report; the most notable are:

- The State Courts intend to implement greater utilization of electronic filing of documents by approximately 2015, thereby reducing the amount of space that has to be devoted to on-site storage of records. The square footage allocation for the Courts reflects a reduction of records storage.
- The historic status of the building must be maintained and all design concepts are contingent upon review by City Landmarks, State Historic Preservation Office and the US National Parks Service.
- The existing condition of the building necessitates an extensive renovation; all building systems including mechanical, plumbing, electrical, telecommunications and audio/video systems must be totally replaced, and the structural condition improved to meet Life Safety level.
- The renovation approach essentially constructs a new building inside the existing light well, which will provide space for new mechanical / electrical services, enhance overall building security by providing secure vertical circulation with the addition of elevators, and offer new space for courtrooms that meet modern courts standards including jury space.



EXECUTIVE SUMMARY

- This approach will require a closely monitored and well orchestrated process. Construction activity will typically be conducted between 4:00 PM and 1:00 AM to allow the construction to be conducted on a regular work schedule, while optimizing safety considerations and minimizing disruptions during normal business hours of the Courts.
- The phased approach to the renovation results in a probable construction duration of (4) to (6) years.
- In order to create “flex - space” within the courthouse during the construction phases, the District Attorney offices, Grand Jury, Law Library, Courts Records, and the Traffic Courts will move out of the building and into temporary leased space in downtown Portland within close vicinity of the Courthouse.
- The County aspires to a LEED Gold certification. This is subject to a Life Cycle Cost Analysis of the entire project.


SCHEDULE AND COST

Based on the renovation strategy and basic assumptions, the Estimated Total Project Cost for a four-to-six year phased renovation of the historic courthouse is a range of \$176 - \$220 Million (1st Qtr 2011 dollars). Escalation, using industry standard rates, should be calculated to mid-point of construction once the project start date is established.

The Total Project Cost includes the hard and soft construction costs of \$163 - \$201 Million as illustrated below. Construction related soft costs include items such as design fees, project management, permits and testing, and furniture. Move soft costs of \$13 - \$19 Million for the interim relocation of selected functions includes lease costs, tenant improvements, and related moving expenses.

The costs are shown in a range because of the preliminary nature of this study, and the many variables that can affect the final costs such as discovered conditions, court schedule changes, or unforeseen delays.

	LOW	HIGH
Construction Costs	110,953,454	132,838,130
Construction Soft Costs	36,797,688	49,503,378
Contingency 10%	14,775,114	18,234,151
SUB TOTAL CONSTRUCTION COSTS	162,526,256	200,575,659
Move Soft Costs	11,922,880	17,251,067
Contingency 10%	1,192,288	1,725,107
SUB TOTAL MOVE COSTS	13,115,168	18,976,174
ESTIMATED TOTAL PROJECT COST	\$ 175,641,424	\$ 219,551,833
Building Area GSF (Initial 328,486 GSF)	398,893 GSF	398,893 GSF



EXECUTIVE SUMMARY

PROJECT PHASING MATRIX

(The Quilt)

This reduced version of the phasing matrix tells the graphic story of the proposed renovation process. The columns indicate Phases 1-7 (P1-P7) and their relative time duration. The rows are the levels of the building including the 6th Floor Mezzanine (M) level which will serve as additional mechanical and storage space.

Red indicates the areas under construction. The various departments are coded by color. The graphic provides a quick reference to track the order of construction and to track movement of departments at any given phase.

Phase 1 (P1) will prepare the building for future utility connections and seismic upgrades, including the vacation of Records, the District Attorney's Office, Grand Jury, the Traffic Courts, and the Law Library from the building.

Phase 2 (P2), the longest phase taking up to 18 months, will focus on the insertion of the new structural core in the center of the building to seismically stabilize the building. Usable space will be added as infill within the existing light well analogous to a "ship in a bottle." New "flex space" will be added to the eighth floor east and an entirely new ninth floor. A new mechanical penthouse at the roof will serve the upper floors of the building and the infill core.

In phase 3 the Sheriff's in-custody holding cell facilities are built-out in the basement to allow courts construction to occur on the 7th floor.

Subsequent phases 4-6 (P4-P6) will renovate and restore two to three floors at a time, starting at the top and ending with the first floor.

Phase 7(P7) is the completion phase, wrapping up the work on the first floor and returning the building to regular operations.

A full size poster of the Phasing Matrix is attached in the Appendix of the Final Report.

THIS PAGE LEFT
BLANK



FINAL REPORT

THIS PAGE LEFT
BLANK

BACKGROUND

The Multnomah County Courthouse was built in two phases between 1909 and 1914 at a total cost of \$1,600,000. In its time, it was the largest courthouse on the west coast and served as the county seat, as well as the county jail.

Designed by Whidden and Lewis in the Neoclassical style, the courthouse is a noted City Landmark and was placed on the National Register of Historical Places in 1979 by Multnomah County. Built in the most up-to-date fireproof techniques at the time, the primary structure is concrete encased steel. Floors are concrete slabs poured over terra-cotta brick inserts and walls are predominantly terra-cotta brick with traditional plaster finish.

There are four confirmed two-story historic courtrooms in the building which retain most or all of the original design and finishes. Others have seen numerous system replacements, and new ceilings and lighting. To add courtroom capacity several of the original two-story courtrooms were modified in the 1950's by splitting the volume to insert new floors, along with updates of more "modern" finishes.

The original county jail occupied both the seventh and eighth floors as revealed by the fact that the floor slopes up on the north and south wings to accommodate thicker floor slabs for the detention cells. Since then, the detention center has been reduced to the west side of the seventh floor, while the north wing still contains vintage holding cells, no longer in service.

Additional information may be found in Appendix 1 - SERA Historic Courthouse Presentation and Appendix 2- NPS Historic Places Nomination.



THIS PAGE LEFT
BLANK

THE STUDY IS FOCUSED ON A SINGLE PURPOSE:

Determine the economic, logistic and redevelopment viability of renovating the downtown courthouse, while simultaneously maintaining a substantial portion of the operations in the building.

This Renovation Study was coordinated by the project team representatives of SERA and Multnomah County. The project team met regularly to plan interviews and presentations, work through strategic issues and track the schedule. The team also reviewed the project regularly with the Multnomah County Downtown Courthouse Committee.



Information Gathering and Findings

The information gathering stage included investigation of existing building conditions and systems, as well as space needs discussions with the primary building occupant groups.

The consulting team, consisting of SERA Architects, Hoffman Construction, and the engineering consultants from PAE and KPFF toured the building to familiarize themselves with the structural condition, roof and interior construction elements, and the various mechanical/electrical/telecommunications systems. This evaluation was conducted with the courthouse property manager, facilities operations personnel, and the project team to learn first hand the challenges of the building condition.

The project team interviewed representatives of the primary building occupant groups to discuss basic programmatic parameters that would affect the renovation. These interviews with the Courts, District Attorney's office, and the Sheriff's office formed the core of the basic assumptions used to develop the renovation concept.

Development of the Renovation Strategy

Based upon the findings, the study team held several work sessions to create and test strategies for how to upgrade, replace and/or renovate each building system. This analysis included a complex phasing strategy to sequence the seismic upgrade and systems replacement while the Courts operations are maintained in the building with limited movement of courts functions.

The concept for the renovation was articulated in a visual matrix of the building plans overlaid with the sequence of construction, the user areas, and a construction time line; this phasing diagram is called "The Quilt" and provides an overall snapshot of the approach to the renovation. The renovation concept and phasing is described in more detail in the report sections titled Renovation Strategies and in the Renovation Sequence and Phasing.

Every step of the process has been referenced to the original purpose to assure that a renovation can be well staged, planned, and coordinated without impeding the operations of the Courts.

Estimating the Project Costs

The project costs were developed through a series of work sessions between SERA Architects, the Multnomah County project team leaders and Hoffman Construction. The costs are shown with a low to high range due to the many variables and unknowns of the project.

Involvement of the Multnomah County Downtown Courthouse Committee

The steering committee and members of the renovation study team participated in Downtown Courthouse Building Sub-Committee meetings. Comments, concerns and questions are summarized below:

1) October 2010 Presentation by SERA and Hoffman on the seismic rehabilitation of the existing building

- There are three levels of seismic strengthening
- Life Safety level assures that occupants may leave the building safely
- Building new structure in the lightwell must not disrupt courts operations during the upgrade

2) November 2010 Presentation by SERA on the historic status of the courthouse

- Much of the courthouse interior has been changed over time. Only 4 courtrooms are considered to remain in historic condition.
- Historic status affect the number of stories that may be added
- State Historic Preservation Office role is to guide and review projects
- Renovating an occupied historic building is possible

3) December 2010 Preview of the Renovation Strategy by SERA

- Courts records are a critical issue, both during and after renovation
- Phasing is understandable, seems possible but not without challenges
- Matrix is a useful tool to explain sequence
- Who will move out and who will move back in at the end of construction?

4) March 2011 Presentation of the Process and Costs

- What are the impacts on day to day operations?
- Construction Costs are in predictable ranges. Move costs are significant additions to the total project cost.
- Court projections for future courtroom requirements need updating based on demographic trends, prosecution and crime rates.

ANALYSIS OF PROGRAM AND OPERATIONS

This section provides information developed through the research and analysis of the courthouse building and with the occupant groups.

PRIMARY BUILDING USER GROUPS

The Courts

The Courts are the largest tenant in the building with the greatest requirements regarding operational schedule, space and public access.

Courtrooms

There are 39 courtrooms in the current configuration which consist of 36 district courts, 2 traffic courts, and 1 Forced Eviction Detainment (FED). The current count of 39 courtrooms is fully utilized; maintaining access to that same number of courtrooms is a critical element of the phasing. However, it was agreed that the Traffic Courts and related staff could be relocated to another downtown location during the renovation.

The most recent space needs projections available are the 2002 projections for the number of courtrooms as recommended by the National Center for State Courts.

Each courtroom should serve both criminal and civil cases, which necessitates space for a 12-person jury box. Where feasible, courtrooms should be configured to separate the circulation for courts staff, the public and provide direct access to secure circulation for in-custody transport.

Jury Deliberation

The Jury Deliberation Rooms should be placed as close to their respective courtrooms as possible, and with adjacency to Court staff where possible. The Jury Assembly function has a high amount of traffic flow at peak times, and should be maintained in easily accessible space on the main floor of the courthouse.

Judges Chambers and Court Staff

Information pertinent to future planning for the Courts was provided to the project team. The Judges' Chambers do not require immediate adjacency to a specific courtroom. This allows flexibility in the configuration of space and supports the rationale to place two new courtrooms in the center of the building.

The concept of locating courts staff in shared office areas to jointly serve several Judges was noted as an effective organizational approach, and could be enhanced with new Chambers constructed in direct adjacency to the shared staff area.

Grand Jury

The three (3) Grand Jury rooms and related spaces total about 2,600 square feet. While this is a function of the Courts, the District Attorney supports the schedule and operation of the Grand Jury process, and these functions should be located with the District Attorney's office.



FINDINGS OF RESEARCH AND ANALYSIS



Court Administration

The Court Administration is the second largest occupant of the courthouse. The court staff are allocated at a ratio of five staff per one Judge assigned by the State Court system. These staff are assigned by the Court Administrator to support all functions of the Courts. During the renovation if any court functions are relocated out of the building it may require redundant support.

Currently an average of eight lineal feet of paper is filed with the Courts each business day. These active records are stored in the light well infill on the 1st floor and multiple rooms in the basement in open shelves. In many instances these racks share space with mechanical systems and large ventilation ductwork. Access to the storage is an ongoing operational challenge.

The Courts plan to implement the e-Courts system for digital filing by 2015 in order to improve efficiency. They indicated that paper files prior to that date could be scanned, archived and stored off site; and remaining paper files required for active court cases could be stored in an adjacent location during the renovation. The county also has secure archive storage that could be coordinated with a secure delivery service.

Multnomah County District Attorney

The District Attorney currently uses about 31,500 square feet of office space in the courthouse, which provides space for the majority of the functions directly related to court caseload. The District Attorney controls the number of cases which are brought before the Courts, which has direct impact on the scheduling of court hearings.

Visitors to the District Attorney require security screening, and if moved out of the building temporarily, two (2) full time security officers from the Sheriff's office will be necessary during business hours at their alternative location.

Multnomah County Sheriff's Office

The Sheriff's office is responsible to provide security for building occupants, operate the security screening stations, and to conduct the in-custody transport of detainees. This includes the vehicular transportation of detainees from off-site locations to and from the courthouse, the operation of the courthouse holding facility, and the secure movement of detainees within the courthouse.

The transfer from off-site County detention facilities occurs three times each day. The arrival and transfer of detainees occurs at the street level on 5th Avenue to a sidewalk elevator, which requires additional sheriff's officers each time a transfer occurs. The elevator connects to a basement hallway, that crosses public circulation, before entering the sheriff's transfer elevator to the 7th floor holding cells. The Sheriff's office estimates that an improved transfer process would substantially increase efficiencies.

Currently the movement of in-custody detainees frequently use the same pathways and elevators as the public, the Judges and the Courts staff, compromising security for all building occupants. The Sheriff's office stressed that any renovation design should provide separate circulation routes for the public, the Judicial staff and in-custody movement wherever possible.

Other Building User Groups

The following activities have been described to the study team and have been considered in the renovation concept.

Law Library

The Law Library holds the largest and oldest legal resource for lawyers in the state. Space and staff, by agreement, is provided for by the County through a portion of court filing fees. The Law Library serves the legal profession in the state but is a function that can be relocated without diminishing the operations of the Courts.

Department of Community Justice


DCJ provides Family Court services within the courthouse, and should remain with the central functions of the Court.

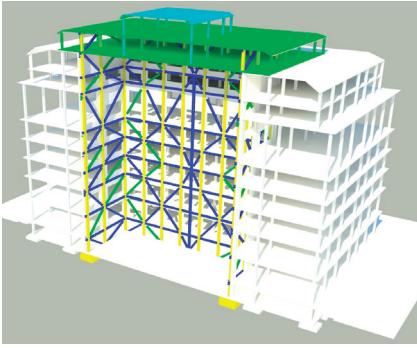
Court Care

Court Care provides child care daily to those persons attending court proceedings with small children. This service is a necessary part of court operations and must remain with the central functions of the Court.

Mental Health Evaluation

The evaluation suite must be secure and accessible to both the MCSO detention and County evaluators. This space may be moved to the basement if the space can be secure and isolated from other detention facilities.





ANALYSIS OF EXISTING BUILDING SYSTEMS

STRUCTURAL ASSESSMENT

The structural engineers from KPFF made visual checks of the structure to establish a general state of the frame and the building foundations. They inspected the basement areas beneath the light well to assess the basic layout of the existing footings. KPFF also reviewed existing drawings from which to build a conceptual structural model of existing conditions

Seismic Analysis

The County is not required by current code to upgrade the seismic response capabilities of the Courthouse until the building undergoes a major renovation and/or there is a change in occupancy designation. Seismic upgrade options were presented by the structural engineer to the Building Sub-Committee.

For the purposes of this Study the level of seismic strengthening will be analyzed as Life Safety Level.

Life Safety Level: Overall damage is moderate. Structural systems may be uneconomical to repair, and non-structural components may be damaged. Occupants may exit the building safely during a seismic event, but the building may not be functional for re-use.

The design would respond to a 500 year recurring seismic event. The exterior stone cladding would need to be anchored to protect exit ways from the building.

See Appendix 4 Seismic Analysis Presentation for further information regarding alternatives.

MECHANICAL/ELECTRICAL/TELECOMMUNICATIONS SYSTEMS ASSESSMENT

PAE surveyed the mechanical, electrical and telecommunications systems and made recommendations to modernize the building to support the new additions of space. New high performance systems would reduce energy and water use. Technology infrastructure would be flexible and adaptable to new systems and support the e-Courts initiative

Mechanical Systems Analysis

Heating Systems

The building is heated by low pressure steam boilers on the ground floor. The boilers are at the end of their useful life and in need of replacement as well as the steam and condensate piping.

Cooling Systems

Building cooling is from water cooled chillers located in the basement, and the condenser water is routed to the cooling towers located on the roof. The chilled water system and cooling towers are at the end of their useful life and in need of replacement.



Ventilation Air Systems

The building is served by a number of air systems located on various levels in the building. All systems are beyond their useful life. Many of the systems lack adequate capacity to serve their current intended purpose, and cannot support any additional square footage loads.

Plumbing Systems Analysis

Domestic Water, Storm Drain, Sanitary Sewer

The piping in the building is in need of a full replacement. Piping leaks are being fixed on a continual basis.

Fire Protection Systems

Description: An automatic fire sprinkler system is installed throughout most of the building. The controls system has been recently upgraded.

Electrical Systems Analysis

Electrical Service

The building service is located in the basement and from this main distribution point, branch panels on common (feed through) feeders serving lighting and power rise vertically through the floors. Risers vary from serving two to three floors on a common feeder, to risers with panels on every floor. Individual floors generally have risers and panels located on the corners of the light well, with additional risers and panels scattered throughout. The service equipment is in poor condition and while maintained as well as possible, is beyond its useful life.

Emergency Power

The existing emergency distribution consists of an emergency distribution board connected on the load side of a single automatic transfer switch. The generator, transfer switch and emergency distribution are located within the generator room. The generator fuel system consists of dual 180 gallon double wall fuel tanks located in an adjacent room. The generator is in good condition as it has been recently refurbished. The transfer switch and distribution, however, are original building vintage and are beyond their useful life.

Distribution

The existing electrical distribution system serves branch panel boards and sub distribution on each floor. Branch panelboards are scattered throughout the building. Over the years panels have been added, consolidated and abandoned, making identification of branch circuit distribution difficult.

The majority of the mechanical equipment is currently fed from the main distribution board in the basement or from a motor control center. The main motor control centers are located in the basement and the sixth floor mezzanine. The age of distribution equipment, MCC and panel boards are, with the possible exception of some newer branch panel boards, beyond their useful life.



FINDINGS OF RESEARCH AND ANALYSIS



Signal Systems Analysis

Fire Alarm

The existing fire alarm systems consists of notification and detection devices. The fire alarm system has undergone a recent upgrade, in conjunction with the Emergency Notification upgrade.

Technology Systems Analysis

Telecommunications

See discussion in MEP/T Strategies section of this report.

Audiovisual

See discussion in MEP/T Strategies section of this report.

INTRODUCTION

The overall strategy for renovating the courthouse is to sequence the construction in a manner that allows for the strengthening of the building structurally and the replacement of the building systems, while the Courts remain operational


The following objectives and supporting assumptions were determined with Multnomah County and guided the study team in development of the renovation strategies. These were reviewed by the Building Sub-Committee on Dec. 8, 2010.

Objectives

- Priority 1: Upgrade Seismic Response Capability
- Priority 2: Minimize Impact on Court Operations
- Priority 3: Increase Security in Building and In Custody Transfer
- Priority 4: Replace All Infrastructure Systems

Assumptions

- A substantial portion of the Courthouse functions remain operational in the building during renovation.
- E-Courts implemented by 2015
- Construction occurs outside of regular Court business hours
- Availability of specific courtrooms will vary throughout construction and must be managed with daily scheduling and coordination
- Preservation of the historic interior and building exterior is subject to Landmarks, State Historic Preservation Office (SHPO) and National Parks Service review
- Hazardous material must be fully remediated and costs included in the project cost estimate
- Salmon Street traffic will be diverted for 5+ years: close sidewalk and south parking lane for staging, reroute 2 lanes of traffic to the north
- Apply, where appropriate, contemporary courthouse planning, space and design standards
- County aspiration to United States Green Building Council (USGBC) LEED Gold Certification



RENOVATION APPROACH SUMMARY

The renovation will be sequenced to allow the general public's access to the court to remain largely unchanged during the construction period; and careful attention to sequencing of activities and after-hours construction shifts will allow the courts to maintain ongoing daily operations for the duration of the renovation.

The concept for the renovation involves seven major phases of the work. Phase 1 will focus on utility infrastructure work outside the occupied areas of the building, and includes the temporary relocation of certain departments into adjacent buildings to create "flex-space". This will allow the remaining occupants to relocate within the building during construction and remain functional.

Phase 2 is the longest in duration and most extensive phase. It consists of work in the light well including building a new foundation, assembly of a steel superstructure for the seismic bracing, and construction of a new nine story building and mechanical penthouse. The superstructure will act as a backbone for the seismic straps inserted under each floor of the existing building and connected to the exterior walls. Once the structure is complete, a new building will be constructed in the light well much like building a "ship in a bottle". This new building will act as the spine for the entire facility with new mechanical, electrical, and telecom chases constructed through the nine stories. This enables an orchestrated tie-in to the new systems as the existing floors are renovated top-down in subsequent phases. In addition to providing the backbone for the new building systems, the "ship" supports up to two additional courtrooms per floor and another secure transport elevator.

In phase 3 the Sheriff's in-custody holding cell facilities are built-out in the basement to allow courts construction to occur on the 7th floor.

Phases 4-6 will renovate and restore two to three floors at a time, starting at the top level and working down. Building occupants will need to relocate within the building during the respective phases of the work, but will remain operational. With the earlier insertion of new courtrooms in the infill center of the building, the courts will have access to the maximum number of courtrooms at any given time. Phase 7 is the completion of the renovation at the main floor and will result in improved public access to the building, and provide a new fully accessible entrance at the southeast corner tying directly into the main building lobby.

On completion the County will have the equivalent of a new building ready for the next 50-years of useful life.

Seismic Upgrade and Structural Systems Renovation Strategy

In order to seismically upgrade the building a new structural frame will be inserted into the lightwell without disturbing the building occupants. The new frame is then tied into the existing building's structure as the individual floors are remodeled. The structural dampers are designed to minimize the movement of the building to the point where the existing connections of the stone facade are not effected by the building movement. This is done to minimize the cost of re-anchoring the stone to the existing substrate.

The system will require a new mat slab foundation and the excavation of the area beneath the current light well thereby creating additional space at the basement level. Care must be taken to underpin or replace all exposed existing footings that ring the light well. The final design approach and solution must be made by the selected renovation design team.

Mechanical Systems Renovation Strategy

Heating Systems

It is recommended to replace the current steam system with high efficiency heating water boilers and provide all new heating water piping throughout the building.

Heating is currently provided by steam boilers located in the basement with steam mains routed up through the building serving air handling units and steam sub-mains routed up through the building serving exterior heating elements. The proposed system will provide a new heating system throughout the building.

Cooling Systems

Chilled water is currently provided by chillers in the basement and is distributed from the basement to the air handling units located throughout the building. It is recommended to replace the existing chillers with a new chilled water plant to serve the cooling needs of the building. Additionally a condenser water loop for spot cooling loads would be provided through the building. The condenser water loop could be backup with redundancy for 24/7 loads that are critical to the function of the building.

The new system will be located in the basement with the supply and return mains to be located within the new interior structure. During construction there will be temporary connections to the existing air handlers, until all new systems are installed

Ventilation Air Systems

A building study will need to be done to select a mechanical system, and will explore a variety of systems to serve the various space types within the building. Dedicated outside air units could be used to serve the offices, with a possibility of radiant panels for heating and cooling (preserving the height of the space). Displacement ventilation units could serve the high ceiling areas of the court rooms. The high security areas could be served by 100% outside air units with heat recovery.


The air systems are a combination of base air handlers feeding up through the building, distributed small air handlers (a mix of fan coil units and heat pumps serving a small zone located on a single floor) and roof mounted air supply units.

Plumbing Systems Renovation Strategy

Domestic Water, Storm Drain, Sanitary Sewer

Replace the domestic water system including the waste and vent piping and storm water system.





Fire Protection Systems

It is recommended to replace the existing fire protection systems, preserving the main fire header into the building and providing a fully fire sprinkler protected building.

Electrical Systems Renovation Strategy

Electrical Service

Coordinate with PGE to develop a new 480 volt spot network to feed the structure at a more appropriate voltage than the current 208 volt service. Develop new 480 volt main distribution equipment with a main service disconnect including ground fault protection. Provide feeder breakers to sub distribution equipment as appropriate.

Emergency Power

The current generator is adequate for the life safety load of the building in its current configuration. It is recommended to increase the size of the generator to meet required and optional standby loads. It is also recommended to develop three separate emergency systems: Life safety, Legally Required Standby and Optional Standby, each with its own transfer switch to provide proper separation of systems. With the additional square footage that will be added to the building it is recommended to increase the generator capacity.

Distribution

Replace the distribution equipment and branch circuit panels. With the infill of the courtyard, it will be possible to develop a single stacked centrally located electrical room riser for all existing and new floors. These rooms will contain the vertical normal and emergency distribution, as well as housing branch panel distribution for a given floor. By establishing this distribution in new construction, it increases the possibility of renovation while occupied, as long as the new service can be established while the existing is in operation.

Grounding

Review the existing grounding electrode and bonding system. Add additional electrodes and system bonds, as required. Provide a grounding conductor system within the building to ensure the availability of a grounded system to minimize noise and impedance.

Branch Circuits/Lighting Control

Provide new branch panels to support existing and new floor area. Locate panels in new electrical rooms for central maintenance. Install new building-wide low voltage automatic lighting control.

Signal Systems Renovation Strategy

A major telephone switch center that serves additional county buildings is currently located in the southeast corner of the basement. The county is planning to replace this system in the future and the space need will be significantly reduced.

Fire Alarm

Provide all new controls, annunciator panel, distribution and sprinkler heads throughout.

Technology Systems Renovation Strategy

Telecommunications

The systems running the voice and data communications throughout the Courthouse would run on multiple high bandwidth backbones, which would support the diverse communications needs of a modern courthouse as well as the requirements for future systems. Through a system of vertically stacked rooms in the in-filled core, this fiber-optic link or backbone would allow fast and reliable connections to any department.

Audiovisual

Over the years, courtroom audiovisual systems have become complex pieces. With the balance of law relying on effective communication and concise interpretation it is important that the systems utilized are as flexible, easy to use and reliable as possible. All of the systems built within the new space will be able to use the new telecommunications backbone throughout the building.

Architectural Strategies

There are three varying levels of renovation and upgrade that will occur in different areas of the courthouse that are reflected in the construction cost estimate. The overall design will include high performance green building measures to improve thermal performance of walls, windows, roof; and any building materials will be selected as environmentally preferred products.

New construction: All new structure and building systems will be constructed at Floor 8 east side, addition of new 9th floor, and new core / infill at all levels. The new Court spaces in the infill would be designed to meet the State of Oregon Draft General Facilities Design Criteria (2007) where possible.

Replacement: In many areas of the existing building the old systems will be replaced with new systems within the current spatial configuration; and the improvements will meet some, but not all, of the Design Criteria for the Courts. Within this pricing category many spaces will require some re-configuration of walls in addition to all new building systems and finishes.

Renovate: The areas designated for renovation are based on replacement of finishes without modification of existing historic character and design; but with upgrades and systems replacements as feasible. The four existing historic courtrooms and the 4th Avenue entrance lobby will be renovated in this manner.

THIS PAGE LEFT
BLANK

RENOVATION SEQUENCE AND PHASING

A full renovation of the courthouse must be done in phases to allow uninterrupted court function. Building a new structural frame and systems chases, along with new infill space at each level, essentially creates a new building constructed within the existing building lightwell. This “ship-in-a-bottle” approach will allow new seismic structure and building services to be put in place prior to beginning any renovation work on the existing facility.

PRE-CONSTRUCTION ACTIVITIES

There are numerous preparations that are necessary to be completed prior to the commencement of any construction activities at the Courthouse. Some of these key activities include:

The county will need to solicit and procure temporary downtown office space for the relocation of the Law Library, Traffic Courts, Courts Records, District Attorney, and Grand Jury.

The Courts will need to implement the transition to e-Courts for active records, and reduce the quantity of hard copy records kept on-site.

Preparatory planning will include the development of a communications plan and an implementation plan. The public and the Courts need to be informed of the renovation process in order to coordinate and plan daily operations. Clear lines of communication should be established for directing personnel and scheduling construction deliveries.

The county and the contractor must obtain the necessary permits for street closing or diversion, which includes the submission of a plan to the City of Portland for a Salmon Street staging area.

PHASE 1: 6-9 MONTHS

In anticipation of construction in the main courthouse complete the following:

- Relocate the Law Library, Traffic Courts, Courts Records, District Attorney, and Grand Jury into temporary downtown locations.
- Move all functions, including active court records, approximately 10 feet clear from the light well walls in the basement. This means the records must be physically moved or transferred electronically to free up approximately 13,000 sf of area.
- PGE builds and installs new vault and transformer on 5th Avenue for future building use and to be able to maintain existing electrical services until last of existing uses are taken off line for the building renovation.
- Set up man-lift in existing light well adjacent to the historic stair to allow a majority of construction access to the infill area.
- Install new water and natural gas services from public Right of Way into basement.
- Remove trees, set up staging area, install tower crane, develop basement access to base of light well from SW Salmon between 4th and 5th Avenue.

LEVELS


P

9


8



7




M



6



5



4



3



2



1



B




PHASE 1

LEVELS

RENOVATION SEQUENCE AND PHASING

LEVELS



LEVELS

PHASE 2

PHASE 2: 12-18 MONTHS

- Demolition of existing three floors currently built within the light well.
- Foundation and underpinning of structural frame around light well walls. This would include the excavation below the first floor at the skylight infill and below the existing basement level.
- Create a construction zone around the light well on West, North, and South sides and protect opening at existing grand stairs on East side. Construction zone will keep construction activity within light well area and separate public use spaces during infill/spine construction.
- Starting with foundations, construct a new building within the light well area, installing the structure and lateral system for the total buildings' seismic loads, the new mechanical systems and vertical shafts, the electrical and data closets for new space, the infill new floor area at each level, and new Sheriff's elevator and Judge's elevator.
- Construct the addition of the 9th floor and the rooftop mechanical penthouse.
- Phase 2 new floor area construction provides usable space at the infilled courtyard and 8th and 9th floors:

Basement: Mechanical

Floor 1: Mechanical Shaft; Court Administration; Judges Elevator; Sheriff's Elevator; Court Care; Records; Retail; Public Toilets

Floor 2: Mechanical Shaft; Light well; Court Administration; Judges Elevator; Sheriff's Elevator; Jury Rooms; Public Toilets

Floor 3-6, 7: Mechanical Shaft; Light well; Courtrooms; Judges Elevator; Sheriff's Elevator; Jury Rooms; Public Toilets

Floor 6 M: Mechanical; Building Storage

Floor 8-9: Temporary courtrooms, Sheriff's Elevator, Public Toilets

Penthouse: Mechanical; Elevator Rooms; Light well Skylight

- Reconnect/relocate/provide as needed connections to existing mechanical, electrical systems to bypass existing electrical/mechanical plant to allow removal of as much existing mechanical/electrical plant systems as possible.

PHASE 3

- Build out existing basement area to accommodate in-custody holding, transport and evaluation unit. Test all new systems prior to making operational.
- The new elevator and stair at the infill become operational for In Custody transport to new courtroom space on floors 1-9.
- New North Interior Sallyport connection: Relocate existing functions and build temporary work enclosure at floors 1-8. Build new elevator shaft, exit stairway, and new secure vestibule.
- Build out two temporary courtrooms in the new construction areas on floors 8 and 9.

PHASE 4

- Demolish existing sheriff's elevator and vestibule.
- Demolish existing in-custody holding facilities at 7th floor.
- Renovate areas on 7th and 6th floors plus 6 Mezzanine.
- New South Sallyport: Relocate existing functions and build temporary work enclosure at floors 1-8. Build new elevator shaft, exit stairway, and new secure vestibule, except no vestibule access at floor 1

PHASE 5

- Renovate areas in 5th and 4th floors

PHASE 6

- Renovate areas in 3rd and 2nd floors

PHASE 7

- The focus of work is on the first floor except for the flex space on floors 8 & 9.
- Possible remodel of temporary courtrooms at floors 8 & 9 into office space.
- Relocate Sheriff offices and security screening to SE corner on 1st floor
- Build out in-custody transfer receiving at NW corner on 1st floor
- Re-configure Jury Assembly at NE corner on 1st floor
- Construct new accessible entry on Main Street
- Reconfigure area of 1st floor for the new entry to security screening at main entry.
- Renovate Main Lobby

Appendix 4 - Court Count provides a summary of the potential number of courtrooms during the renovation process. Other sequencing schemes may alter the number of courtrooms available during each phase of construction.

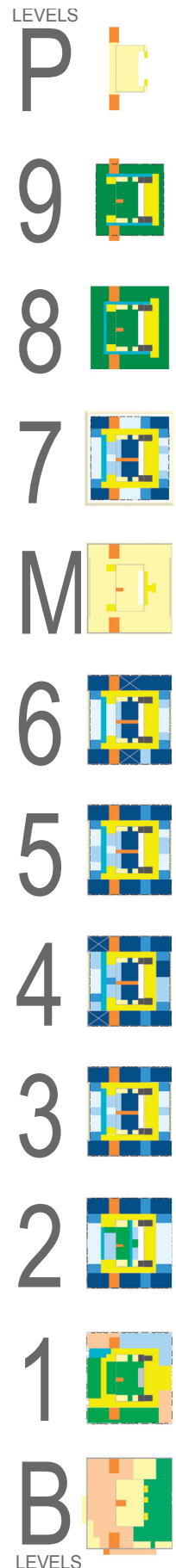
CONSTRUCTION COMPLETE

Appendix 5 - Area Tabulations and Space Assignments summarizes estimated area calculations for the various building users at the end of renovation. Other sequencing schemes may produce different results.

Appendix 6 Illustrates a cross section of the building throughout the renovation process, red indicating the areas under construction during each phase.

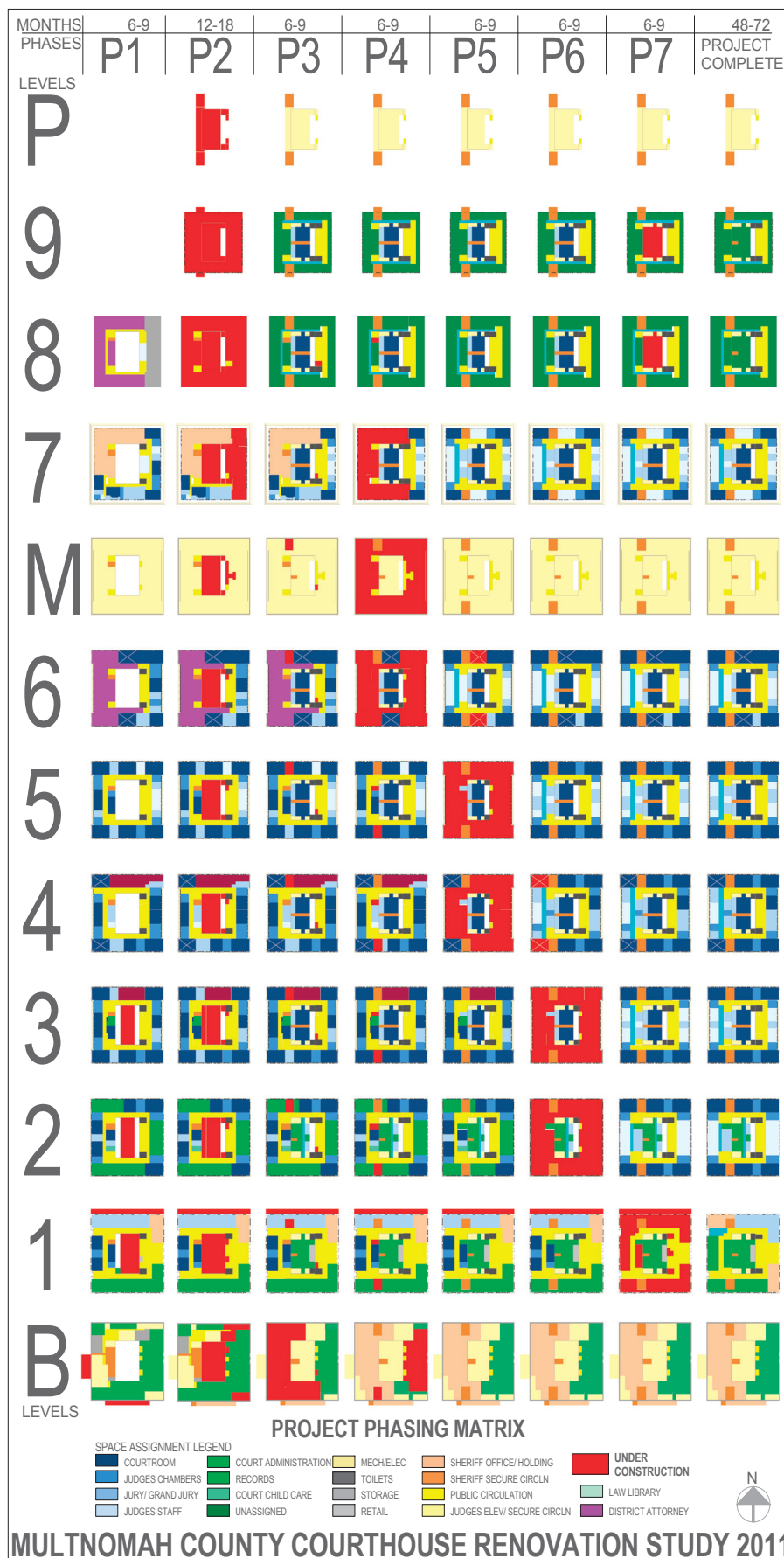
A full-sized Phasing Matrix is attached as Appendix 9. Areas denoted in red on the matrix indicate spaces which are under construction or demolition during a particular phase of the work.

Appendix 10 is a full sized Matrix of the final phase of the completed work at the Courthouse. Note that existing walls of current spaces are shown underlaid to orient the reader and indicate the extent of the renovation on each floor.



COMPLETE

RENOVATION SEQUENCE AND PHASING



PROJECT PHASING MATRIX (The Quilt)

This reduced version of the phasing matrix tells the graphic story of the proposed renovation process. The columns indicate Phases 1-7 (P1-P7) and their relative time duration. The rows are the levels of the building including the 6th Floor Mezzanine (M) level which will serve as additional mechanical and storage space.

Red indicates the areas under construction. The various departments are coded by color. The graphic provides a quick reference to track the order of construction and to track movement of departments at any given phase.

Phase 1 (P1) will prepare the building for future utility connections and seismic upgrades, including the vacation of Records, the District Attorney's Office, Grand Jury, the Traffic Courts, and the Law Library from the building.

Phase 2 (P2), the longest phase taking up to 18 months, will focus on the insertion of the new structural core in the center of the building to seismically stabilize the building. Usable space will be added as infill within the existing light well analogous to a "ship in a bottle." New "flex space" will be added to the eighth floor east and an entirely new ninth floor. A new mechanical penthouse at the roof will serve the upper floors of the building and the infill core.

In phase 3 the Sheriff's in-custody holding cell facilities are built-out in the basement to allow courts construction to occur on the 7th floor.

Subsequent phases 4-6 (P4-P6) will renovate and restore two to three floors at a time, starting at the top and ending with the first floor.

Phase 7 (P7) is the completion phase, wrapping up the work on the first floor and returning the building to regular operations.

A full size poster of the Phasing Matrix is attached in the Appendix of the Final Report.

Mechanical Systems Phasing

Cooling

The existing cooling system would need to be decommissioned as the new systems are placed and brought online in a top down order.

Heating

The steam system is distributed from the basement up to the building. It is recommended to remodel the floors from the top down so the heating system can remain in service while being remodeled. New heating systems would be switched over at the completion of renovation on each floor.

Air Systems

The air systems would be best replaced as a top down remodel approach. The new air handling systems would be located in a penthouse over the new infill space with large duct shafts dropping through the building (suggested two shafts with one on the north and one on the south). As each floor is remodeled connections to the new system would be made and the existing air systems removed.

Electrical Systems Phasing

Lighting and Power

With the building's bottom-up lighting and power feed-through distribution currently in place, the new construction will occur from the top-down, similar to the mechanical system approach. This allows the branch circuit distribution for any given area to be reconnected to new distribution without affecting panels within any given riser, as the load will always be decommissioned from the top, eliminating temporary reconnects or feeds to keep existing distribution in service

Telecommunications/Information Technologies Phasing

Further investigation is necessary to determine the impact of renovation on the telecommunications systems. Record documents and site investigation indicate that while the entrance point of presence and active equipment is located in the basement, the distribution to floors above is only partially documented.

Phasing recommendations for the telecommunication systems will be further defined by the County I/T group during renovation design. It is assumed two vertical distribution locations for backbone and radial feed per floor is preferred. A top down renovation is the safest scenario to allow a logical changeover to a new technology riser with minimized impact to existing distribution.

THIS PAGE LEFT
BLANK

PROJECT COST ESTIMATE

Total Estimated Project Cost

Based on the renovation strategy and basic assumptions, the Estimated Total Project Cost for a four-to-six year phased renovation of the historic courthouse is a range of \$176 - \$220 Million (1st Qtr 2011 dollars). Escalation, using industry standard rates, should be calculated to mid-point of construction once a project start date is established.

The Total Project Costs include the hard and soft construction costs of \$163 - \$201 Million as illustrated below. Construction related soft costs include items such as design fees, project management, permits and testing, and furniture. Move soft costs of \$13 - \$19 Million for the interim relocation of selected functions includes lease costs, tenant improvements, and related moving expenses. A summary of the estimated construction and project cost is included on the following pages. Detailed construction soft costs and move soft costs are provided in Appendix 8.

Costs are shown in a range because of the preliminary nature of this study, and the many variables that can affect final costs such as uncertainty, time and difficulty.

	LOW	HIGH
Construction Costs	110,953,454	132,838,130
Construction Soft Costs	36,797,688	49,503,378
Contingency 10%	14,775,114	18,234,151
SUB TOTAL CONSTRUCTION COSTS	162,526,256	200,575,659
Move Soft Costs	11,922,880	17,251,067
Contingency 10%	1,192,288	1,725,107
SUB TOTAL MOVE COSTS	13,115,168	18,976,174
ESTIMATED TOTAL PROJECT COST	\$ 175,641,424	\$ 219,551,833
Building Area GSF (Initial 328,486 GSF)	398,893 GSF	398,893 GSF

Hoffman Construction Company (HCC) prepared construction cost estimates and basic construction schedules based on the renovated building size, proposed systems upgrades and replacements, and level of interior construction proposed for each area. Costs associated with sequencing take into account that the Courts will experience minimal interruption during their normal hours of operation.

PROJECT COST

ESTIMATED CONSTRUCTION COSTS	TOTAL PROJECT		COMMENTS
	398,885 gsf		
	low	high	excludes lightwell gsf
Direct Cost Elements	\$ 206.31	\$ 245.70	
Existing Conditions	10.71	\$ 15.23	includes HazMat Abatement
Structure	32.90	\$ 37.03	
Exterior Façade	14.87	\$ 17.66	
Interiors	45.47	\$ 54.83	
Elevators	8.63	\$ 10.48	
Mechanical Systems	53.51	\$ 62.42	
Electrical Systems	40.22	\$ 48.05	
Indirect Cost Elements	\$ 71.85	\$ 87.32	
Hoisting	5.00	\$ 6.00	walls, MEP, roof
Temporary Construction	4.00	\$ 5.00	
General Conditions / Job Services	16.50	\$ 20.00	
Insurance / Bonding	10.43	\$ 13.32	
Contingency	27.82	\$ 33.30	
Construction Mgr General Contractor Fee	8.10	\$ 9.70	10% all construction 3% all construction
Project Total Cost / GSF	\$ 278.16	\$ 333.02	
Project Total Construction Cost	\$ 110,953,454	\$ 132,838,130	

Cost Assumptions:

- Based on 398,885 total GSF in remodeled/expanded building
- Gross Square Footage (GSF) includes basement sidewalk vaults (3,266 sf) & level 6 mezzanine (32,740 sf)
- Gross Square Feet (GSF) excludes the area of the open light well and the second level area of the two-story existing courtrooms
- All costs are in 2011-Q1 dollars, escalation to the mid-point of construction is not included.
- Short duration schedule is 48 months, long duration is 72 months
- Hazardous material abatement is an allowance of \$4-\$5/sf. Investigation to confirm extent of abatement will be required.

PROJECT COST

	Low	High
Construction Soft Costs TOTAL	\$ 36,797,688	\$ 49,503,378
Miscellaneous moves within courthouse per construction phase x 2 moves, based upon average FTE per floor for 2 floor moves.	2,887,182	3,852,908
Predesign services (Further studies for in depth programming services needed to start design)	2,325,600	3,774,000
Landmarks, planning, appeals, services	50,000	75,000
A/E Fees (Design	8,876,276	13,283,813
Preconstruction Contractor	100,000	150,000
Project Management (County staff)	2,219,069	2,656,763
Special Inspections (Hazardous Materials testing and Oversight, City required tests, other inspections)	2,171,600	2,707,400
Furniture, Fixtures and Equipment	1,490,000	1,765,000
Permits/Fees/Charges	2,294,038	2,706,737
Solar Initiative (1.5% Estimated Construction Cost)	1,664,302	1,992,572
Multnomah County Technical Services (TelCom, AV, CCTV planning, design and implementation)	7,150,000	9,400,000
Building Systems Commissioning	700,000	1,020,000
Other Multnomah County Costs	4,869,621	6,119,185

	Low	High
Move Soft Costs TOTAL	\$ 11,922,880	\$ 17,251,067
District Attorney 31,500 sf (moves out/moves back in) based upon 230 FTE staff.	6,412,800	9,258,200
Grand Jury 2552 sf (moves out/moves back in with District Attorney)	762,960	1,118,520
Law library 9,000 sf (moves out and back in)	1,647,000	2,376,000
Traffic Courts 5526 sf (moves out and back in)	1,605,480	2,350,960
A/E Fees (Tenant Improvement Fees and Move coordination fees)	994,640	1,477,387
Multnomah County Technical Services Costs (Interim telcom infrastructure moves)	420,000	550,000
Other Multnomah County Costs (4 interim security stations)	80,000	120,000

THIS PAGE LEFT
BLANK

RENOVATION RESULTS

The study demonstrates the viability of renovating the Courthouse while maintaining a substantial amount of its operations. The analysis identifies the existing building condition deficiencies, outlines strategies to address the deficiencies and upgrade the building, and illustrates a sequence of activities that allow the construction to be conducted with the central Courts functions in the building.

Primary Objectives

Occupant Safety/Seismic Strengthening

- Seismic upgrades protect the safety of the building occupants and public in and outside the building during a seismic event.
- The structural system is braced to prevent the exterior stone cladding from de-coupling and falling into the right-of-way.
- Occupants should be able to safely exit the building.

Courts and Administration Operational Improvements

- Improved Courtroom spaces based upon State of Oregon General Facilities Design Assessment Criteria (2007)
- Improved secure circulation for Judges and Court Staff
- A new elevator for Judge and Court Staff movement between floors
- At least two additional courtrooms
- Flexible office arrangements to allow for collegial sharing of staff

Security Improvements

- Reduced exposure during in-custody transfers at the street level
- Three new elevators provide secure, dedicated transfer of in-custody detainees from the basement holding area directly to 2/3 of the courtrooms
- Security is improved for the public, county and court staff, and detainees with the additional elevators and modifications to the circulation routes within the building
- Improved security screening at building entry frees up congestion in the Main Lobby

Systems Improvements

- 100% new mechanical, electrical and plumbing systems
- 100% new telecommunications and audio/visual systems
- Four new and four upgraded elevators
- Projected 30% operational energy savings

Building Improvements

- 75,300 square feet of additional gross building area
- Improved work environment



Impacts to Users during Construction

Courts

- Careful schedule coordination required between court docket and construction
- Construction activity is determined by the schedule of the Courts.
- Construction work between the hours of 4:00 PM and 1:00 AM minimizes conflicts with daytime downtown traffic and courts operations
- Temporary moves of some agencies allows the civil and criminal court functions to remain in one building
- As each floor is renovated, administrative staff will be moved to temporary space on the 8th and 9th floors , or into newly renovated space completed in prior phases
- Traffic Courts and remaining non-active Court Records will be relocated to alternative space outside of Courthouse
- Court Care remains in building

District Attorney

- Offices must relocate to alternative location during construction
- Additional security staff and screening required
- Grand Jury will relocate with District Attorney
- Immediate accessibility to Courts will be challenging to operations

Sheriff

- Construction coordination requires additional security staff and screening
- Ongoing construction will require coordination of multiple security efforts
- Coordination and reassessment of in-custody transport routes

Other User Groups

- Law Library relocated to alternative space outside of Courthouse
- Mental Health evaluations and hearings remain in building and locate with Sheriff functions

The Public

- During Phases 1-6 the main public entrance remains unchanged
- In Phase 7 the public will be re-directed to an alternative building entrance
- The public will be notified/informed of changes to internal building circulation during the renovation

Historic Impacts Due to Renovation

Consideration has been made to anticipate the restrictions and opportunities presented by the fact that this building is listed with the National Register of Historic Places. The overall renovation and the addition of the ninth floor and mechanical penthouse will require a review with Portland Landmarks Commission, the State Historic Preservation Office (SHPO) and finally the National Parks Service. The renovation concept has anticipated the requirements for setbacks and visual continuity, however the final design will require full review by all concerned governing bodies.

Most of the interior office and court spaces in the building have been altered or modified over the years so little of the historic fabric remains. The renovation concept as described restores the main east hallway, the grand staircase, and the existing historic courtrooms.

THIS PAGE LEFT
BLANK

Further study is required to determine the renovation scope for the Multnomah County Courthouse; more in-depth analysis will provide better definition of the scope and costs.

High Priority

- **Update the Courts count and space needs projections:**
This study utilized the Courts projections that were prepared by the National Center for State Courts in 2002. An updated analysis of Courts needs should be considered a high priority before commencing with further design analysis.
- **Assess impact of response to renovation concept by Landmarks, State**
- **Historic Preservation Office, and National Park Service:**
The renovation concept proposed in this study should be tested with the governing review boards before starting any design effort.
- **Geotechnical assessment for new foundations:**
Confirmation of seismic strengthening strategies of the existing building will require a full geotechnical assessment of site soil conditions.
- **Seismic upgrade assessment and structural testing:**
Prior to proceeding with the next steps of an overall renovation design, the county will need to conduct an in depth assessment of the existing structural members and their connections to inform the best strengthening strategy.
- **Hazardous materials assessment and Level 1 report:**
The extent of hazardous materials in the building must be clearly defined prior to beginning any construction work to provide greater certainty to the cost estimate.

Additional Tasks

To proceed with the project the following information will be needed prior to detailed renovation design. These studies will determine the space needs program, the extent of renovation, the level of expected building system performance, and the availability of space for temporary moves.

Pre-Design Programming

- Confirm all department programming needs and future projections
- Establish Owner's Project Requirements (required for LEED and design inception)

Project Management/Project Delivery

- Determine the project delivery approach for design and construction

Building Systems Assessments

- Building Systems Study of Mechanical, Electrical & Telecom (full mapping and testing of electrical circuits)
- Building Envelope Improvement Study including Air Infiltration Study
- Initial Energy Study

Tenant Moves

- Evaluate Temporary Space Availability and Cost

