



# Multnomah County Library District FY 2017 Proposed Budget

*Presentation to the Multnomah County  
Library District Board*

Multnomah County  
April 26, 2016

Vailey Oehlke, Director

Located at: [www.multco.us/budget](http://www.multco.us/budget)

# Governance & Operations

---

- Governed by Board of County Commissioners sitting as Multnomah County Library District Board
- Operating under an Intergovernmental Agreement (IGA) with Multnomah County



# Budget Overview

- Fourth year of district tax
- Budget proposed at rate of \$1.18 per \$1,000 of Assessed Value (full rate is \$1.24)
- Sustains hours and services as detailed in County Library budget



# Two Financial Chapters

---

## 1. FY 2016 (Current Year) Revenues

## 2. Two Library Financial Models

- ✓ Base (Pre-District Formation) vs. Current Forecast
- ✓ Cost Drivers – Same as County
  - PERS
  - Service & Infrastructure Enhancements
- ✓ Assumptions
- ✓ Results
- ✓ Comparisons



# FY 2016 Property Tax Revenues

## FY 2016 Current Year Property Tax Estimates - December 2015

### *Multnomah County Library District*

	Budget/Plan	'Actual' Based on Tax Roll	Delta	Delta %
AV	65,996,969,625	66,142,062,727	145,093,102	0.22%
Extended Taxes	77,876,424	78,047,634	171,210	0.22%
Compression	4,283,203	3,528,572	(754,631)	-17.62%
Imposed Taxes	73,593,221	74,519,062	925,841	1.26%
Discount/Delinq	3,826,847	3,725,953	(100,894)	-2.64%
<b>Current Year Taxes</b>	<b>69,766,374</b>	<b>70,793,109</b>	<b>1,026,735</b>	<b>1.47%</b>
Prior Year Taxes	1,364,071	1,150,000	(214,071)	-15.69%
Interest	275,823	230,000	(45,823)	-16.61%
<b>Total Property Taxes</b>	<b>71,406,268</b>	<b>72,173,109</b>	<b>766,841</b>	<b>1.07%</b>

#### Notes:

1. Compression actual was 4.52% vs. budget of 5.5%.
2. AV growth actual was 4.13% vs. budget of 3.8%.

# Assumptions

## Library District Assumptions for Base Model

*Pre-District Formation Model (for Comparison)*

		Library Levy/ District Rate	AV Growth	Compression	Cost Change
FY 12-13		\$0.89	2.85%	37.56%	3.76%
FY 13-14	Year 1	\$1.18	3.25%	7.40%	4.38%
FY 14-15	Year 2	\$1.18	3.50%	6.65%	4.50%
FY 15-16	Year 3	\$1.18	3.70%	6.25%	4.50%
FY 16-17	Year 4	\$1.18	3.60%	6.00%	4.50%
FY 17-18	Year 5	\$1.18	3.60%	5.85%	4.50%
FY 18-19	Year 6	\$1.20	3.50%	5.70%	4.50%
FY 19-20	Year 7	\$1.21	3.50%	5.55%	4.50%
FY 20-21	Year 8	\$1.22	3.50%	5.40%	4.50%
FY 21-22	Year 9	\$1.23	3.50%	5.25%	4.50%
FY 22-23	Year 10	\$1.24	3.50%	5.10%	4.50%

# Assumptions

## Library District Model Assumptions

### *Comparison of Cost Growth & Compression Assumptions*

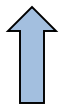
		Cost Growth		Compression	
		<i>Base</i>	<i>Current</i>	<i>Base</i>	<i>Current</i>
FY 12-13		3.76%	3.76%	37.56%	37.56%
FY 13-14	Year 1	4.38%	4.38%	7.40%	7.81%
FY 14-15	Year 2	4.50%	2.19%	6.65%	6.00%
FY 15-16	Year 3	4.50%	2.81%	6.25%	4.52%
<b>FY 16-17</b>	<b>Year 4</b>	<b>4.50%</b>	<b>3.43%</b>	<b>6.00%</b>	<b>3.80%</b>
FY 17-18	Year 5	4.50%	4.35%	5.85%	3.50%
FY 18-19	Year 6	4.50%	4.27%	5.70%	3.25%
FY 19-20	Year 7	4.50%	4.64%	5.55%	3.10%
FY 20-21	Year 8	4.50%	4.09%	5.40%	3.00%
FY 21-22	Year 9	4.50%	4.50%	5.25%	3.00%
FY 22-23	Year 10	4.50%	4.50%	5.10%	3.00%
FY 23-24	Year 11		4.50%		3.00%
FY 24-25	Year 12		4.50%		3.00%
FY 25-26	Year 13		4.50%		3.00%

# Results – Base Model

## Library District @ \$1.18 with Ramp-up to \$1.24 Starting in Year 6

*Pre-Library District Formation Version*

		Library Expenditures	Total Property Taxes	CGF	Other Revenue	Operating Balance	Fund Balance at end of Fiscal Year	Library Levy/ District Rate	Reserve % (Fund Balance vs. Property Tax)
FY 12-13		58,803,796	32,044,828	18,319,980	3,827,888	(4,611,100)	3,480,258	<b>\$0.89</b>	
FY 13-14	Year 1	67,121,624	63,415,385	-	3,904,446	198,206	3,678,464	<b>\$1.18</b>	5.80%
FY 14-15	Year 2	70,142,097	67,062,384	-	3,982,535	902,822	4,581,286	<b>\$1.18</b>	6.83%
FY 15-16	Year 3	73,298,491	69,846,920	-	4,062,185	610,614	5,191,900	<b>\$1.18</b>	7.43%
FY 16-17	Year 4	76,596,924	72,559,190	-	4,143,429	105,695	5,297,595	<b>\$1.18</b>	7.30%
FY 17-18	Year 5	80,043,785	75,293,351	-	4,226,298	(524,136)	4,773,459	<b>\$1.18</b>	6.34%
FY 18-19	Year 6	83,645,755	79,343,500	-	4,310,824	8,568	4,782,027	<b>\$1.20</b>	6.03%
FY 19-20	Year 7	87,409,814	82,954,596	-	4,397,040	(58,178)	4,723,849	<b>\$1.21</b>	5.69%
FY 20-21	Year 8	91,343,256	86,705,216	-	4,484,981	(153,059)	4,570,790	<b>\$1.22</b>	5.27%
FY 21-22	Year 9	95,453,703	90,619,094	-	4,574,681	(259,928)	4,310,861	<b>\$1.23</b>	4.76%
FY 22-23	Year 10	99,749,119	94,703,144	-	4,666,174	(379,801)	3,931,060	<b>\$1.24</b>	4.15%



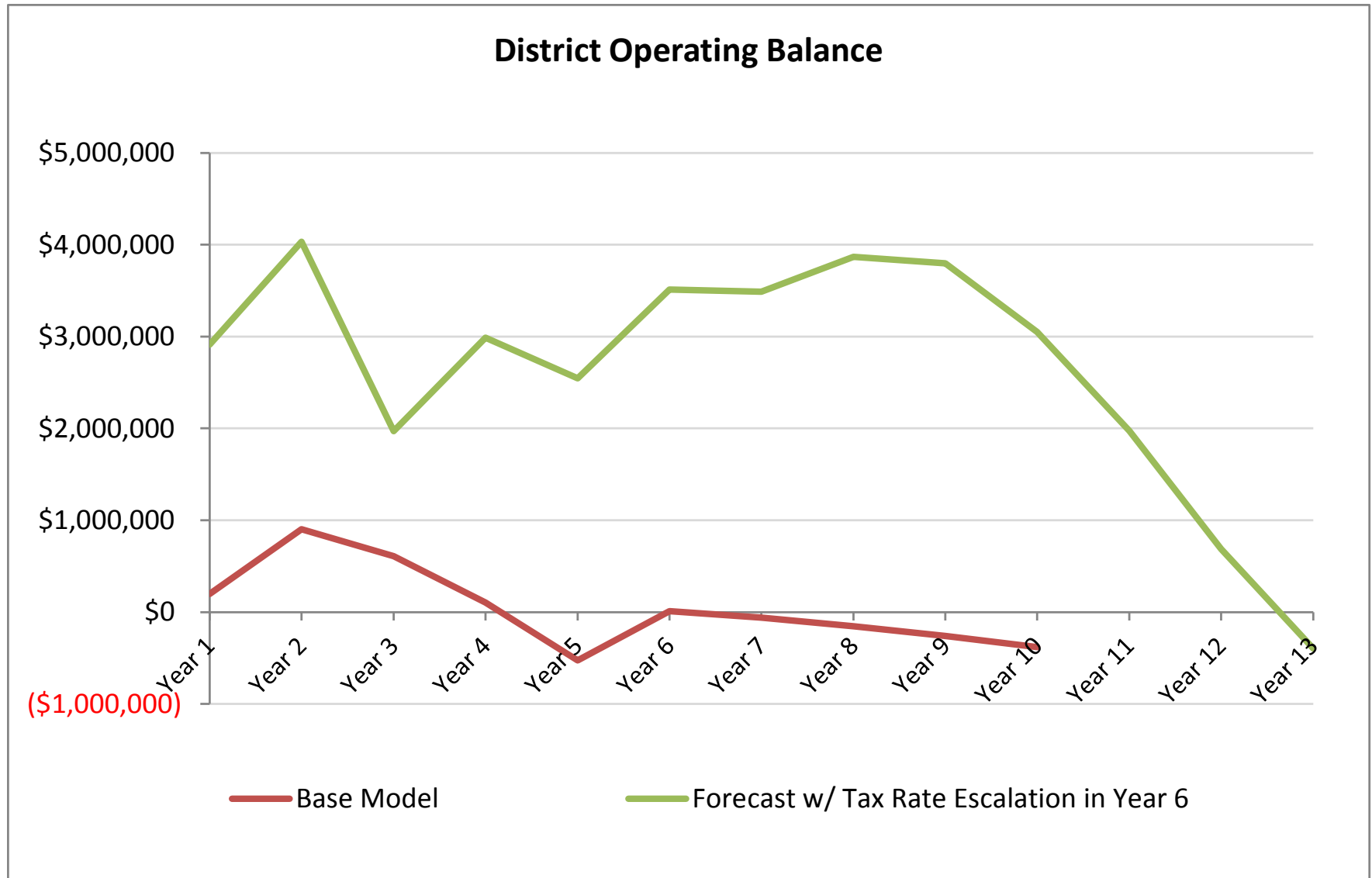


# Comparisons

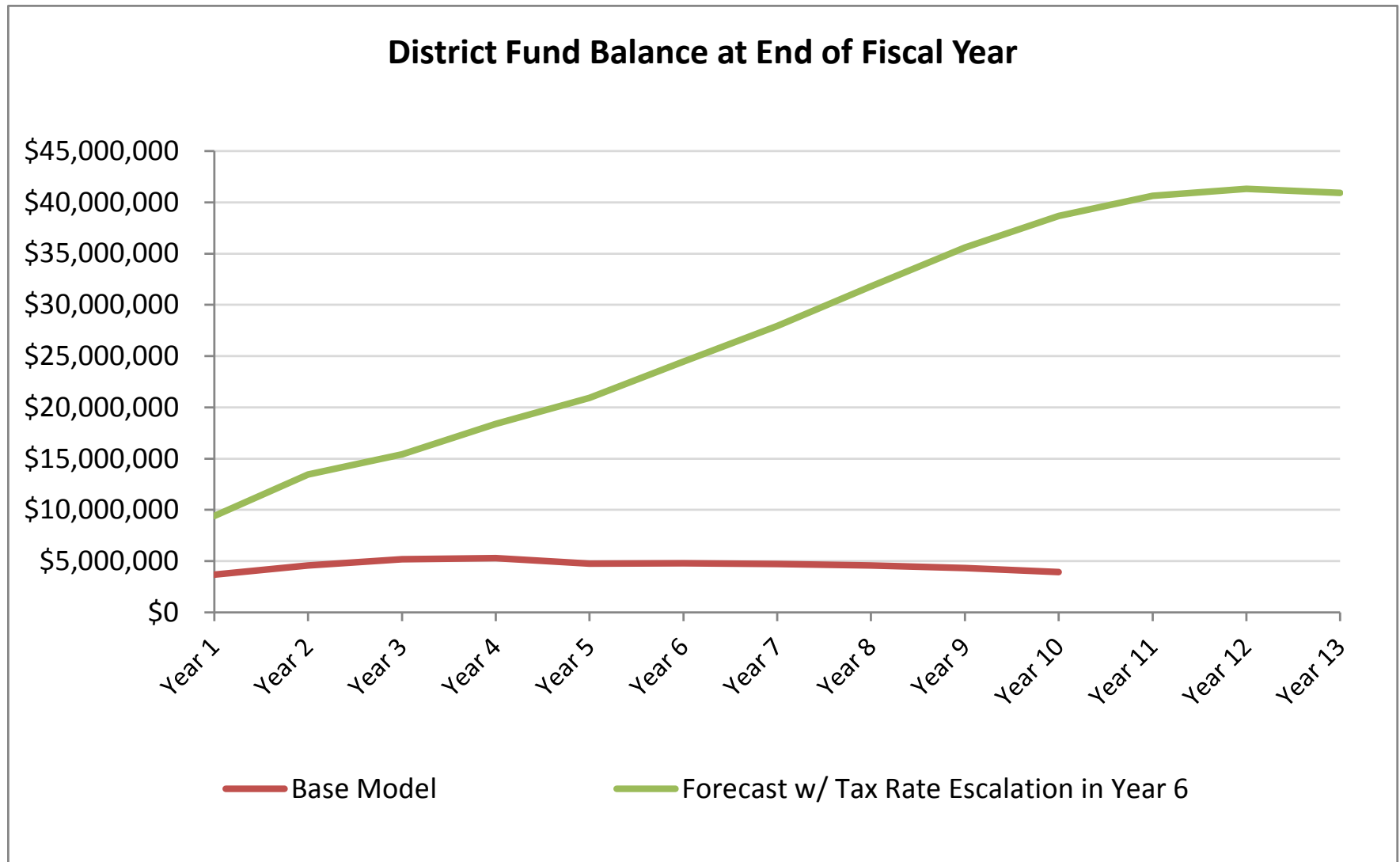
## Library District Scenario Comparisons

		Base Model (Pre-Library District Formation)			Forecast with Tax Rate Escalation in Year 6		
		Operating Balance	Fund Balance at end of Fiscal Year	Reserve % (Fund Balance vs. Property Tax)	Operating Balance	Fund Balance at end of Fiscal Year	Reserve % (Fund Balance vs. Property Tax)
FY 13-14	Year 1	198,206	3,678,464	5.80%	2,912,534	9,410,862	14.81%
FY 14-15	Year 2	902,822	4,581,286	6.83%	4,032,318	13,443,180	19.71%
FY 15-16	Year 3	610,613	5,191,900	7.43%	1,971,179	15,414,359	21.36%
<b>FY 16-17</b>	<b>Year 4</b>	<b>105,695</b>	<b>5,297,595</b>	<b>7.30%</b>	<b>2,986,061</b>	<b>18,400,420</b>	<b>24.32%</b>
FY 17-18	Year 5	(524,137)	4,773,458	6.34%	2,544,542	20,944,961	26.69%
FY 18-19	Year 6	8,568	4,782,026	6.03%	3,512,908	24,457,869	29.55%
FY 19-20	Year 7	(58,178)	4,723,847	5.69%	3,489,191	27,947,061	32.30%
FY 20-21	Year 8	(153,059)	4,570,788	5.27%	3,867,009	31,814,069	35.19%
FY 21-22	Year 9	(259,928)	4,310,860	4.76%	3,797,840	35,611,910	37.75%
FY 22-23	Year 10	(379,801)	3,931,059	4.15%	3,049,262	38,661,172	39.54%
FY 23-24	Year 11				1,974,704	40,635,876	40.21%
FY 24-25	Year 12				687,932	41,323,807	39.60%
FY 25-26	Year 13				(397,347)	40,926,460	37.88%

# Comparisons

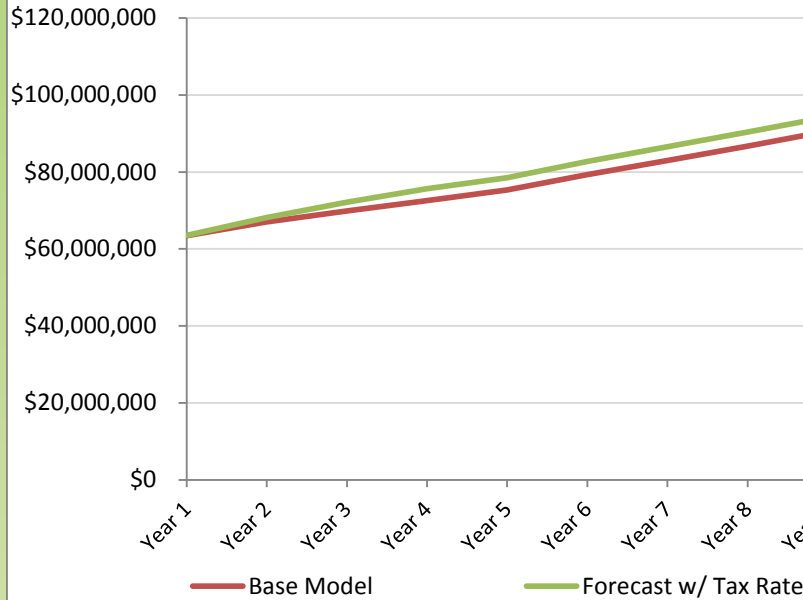


# Comparisons



# Comparisons

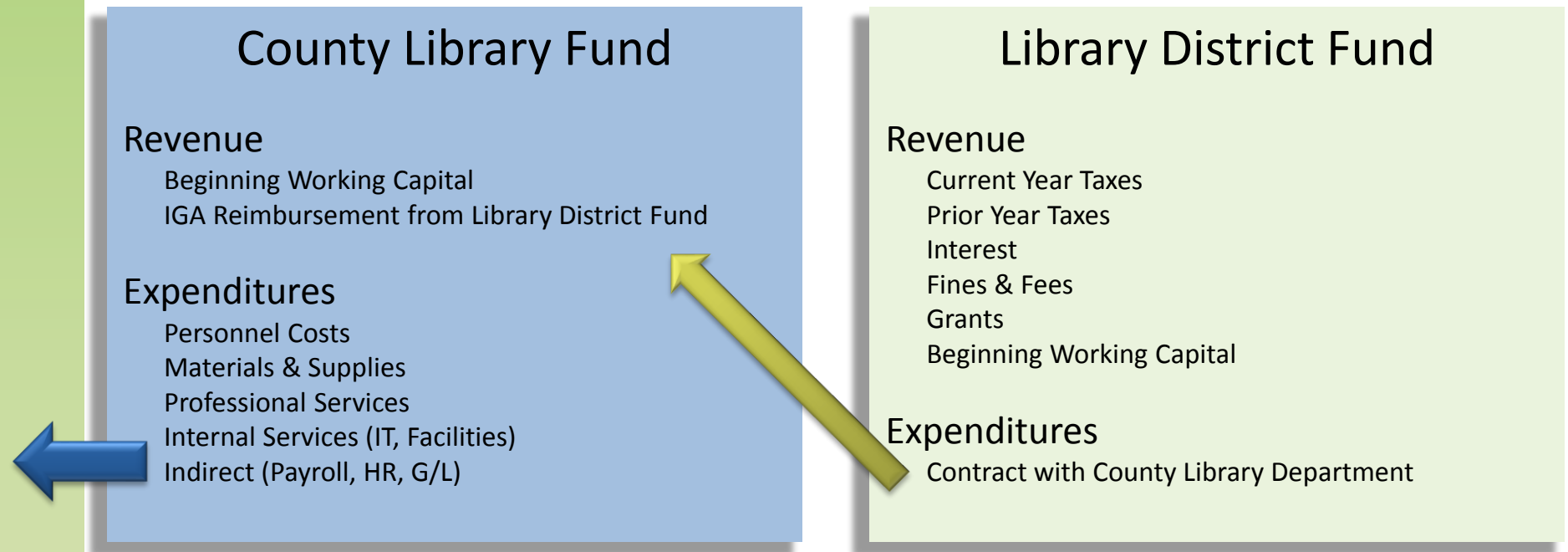
Property Taxes



Expenditures



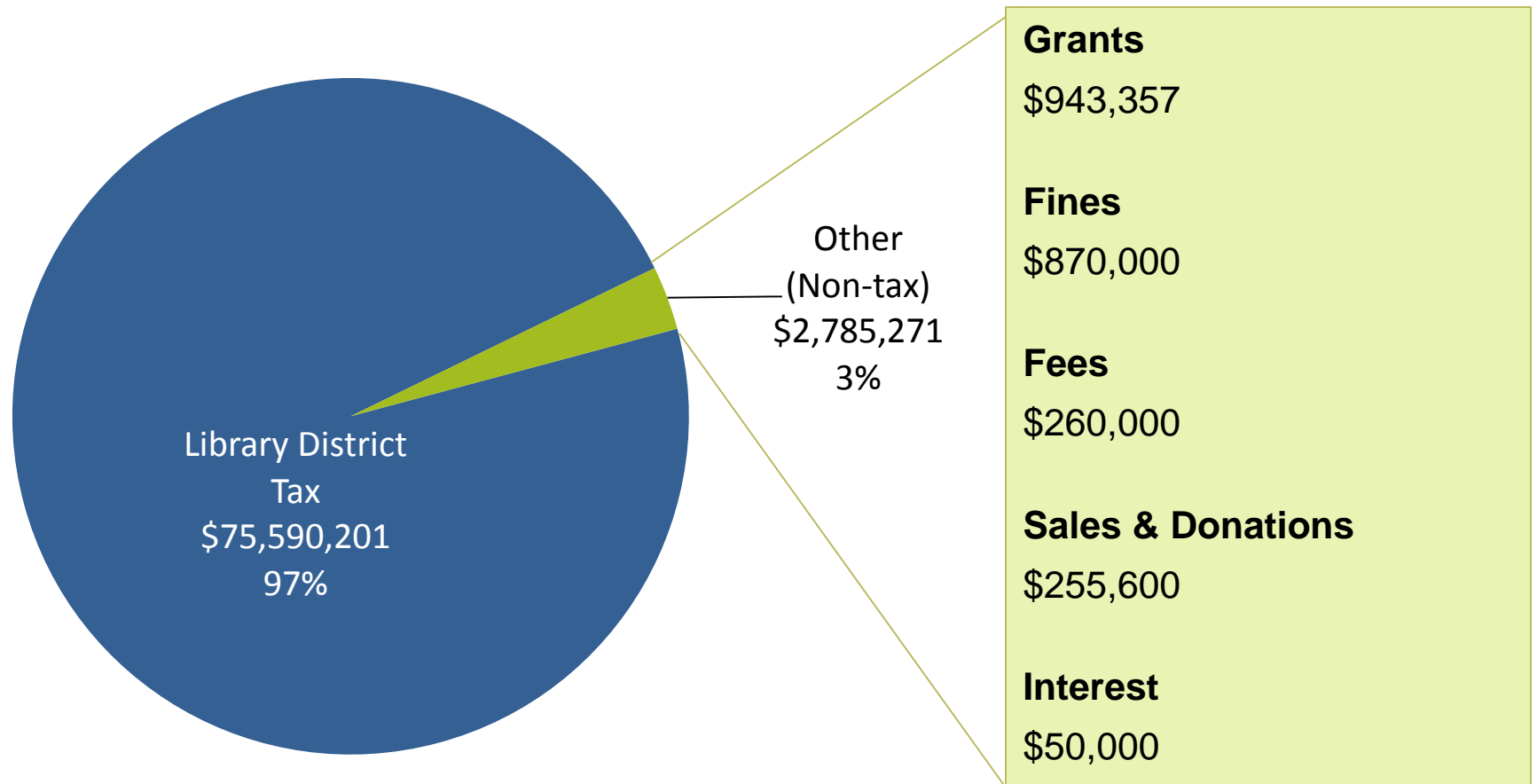
# Budget Structure



Total district budget = \$88.7 million (includes \$13.1 million in contingency)

Total library budget = \$75.6 million

# Budget by Funding Source



# Highlights

- Stable, dedicated funding
- Sustainable services
- Focus on the future

