

BEFORE THE BOARD OF COUNTY COMMISSIONERS
FOR MULTNOMAH COUNTY, OREGON

RESOLUTION NO. 00-051

Certifying an Estimate of Expenditures for FY 2000-01 for Assessment and Taxation in Accordance with ORS 294.175

The Multnomah County Board of Commissioners Finds:


- a. ORS 294.175 requires counties to file by May 1st of each calendar year an estimate of expenditures for assessment and taxation for the ensuing year with the Department of Revenue.
- b. Assessment & Taxation has prepared such an estimate of expenditures in accordance with the requirements of ORS 294.175 and Department of Revenue administrative rules. A copy of the estimate is attached.


The Multnomah County Board of Commissioners Resolves:

1. The attached estimate of expenditures for the fiscal year 2000-01 for assessment and taxation for Multnomah County is certified for filing with the Department of Revenue as required by ORS 294.175.

ADOPTED this 20th day of April 2000.


BOARD OF COUNTY COMMISSIONERS
FOR MULTNOMAH COUNTY, OREGON


Beverly Stein, Chair



REVIEWED:

Thomas Sponsler, County Attorney
For Multnomah County, Oregon

By 
John S. Thomas, Assistant County Attorney

**SUMMARY OF EXPENSES
PROPERTY TAX PROGRAM**

Multnomah County

2000-01

EXPENDITURES FOR:		A	B	C	D	E	F	G
		ASSESSMENT ADMINISTRATION	VALUATION APPRAISAL STAFF	BOPTA	TAX COLLECTION AND DISTRIBUTION	CARTOGRAPHY	A&T DATA PROCESSING	TOTAL
1	Personal Services ¹	\$1,135,302	\$2,919,849	\$6,655	\$1,465,721	\$1,090,461	\$839,834	\$7,457,822
2	Materials and Services ²	\$310,999	\$140,382	\$45,074	\$589,286	\$93,761	\$1,357,892	\$2,537,394
3	Cost of Transportation ³ (Do not include in Materials and Services or Capital Outlay)							
4	Capital Outlay (Do not include in Materials and Services)	\$1,930	\$48,244	\$175	\$2,740	\$150	\$1,477	\$54,716
5	TOTAL Direct Expenditures	\$1,448,231	\$3,108,475	\$51,904	\$2,057,747	\$1,184,372	\$2,657,753	\$10,508,482

NOTES:

*I. Do not include any amount that is included in capital outlay.

*II. Specify the method used to determine cost of transportation:

The estimate of the actual cost of operation the vehicle for a
12 month period plus a depreciation allowance for the useful
life of the vehicle.

X

The rate per mile used in the county with an estimate of
miles to be driven:

0.35 Rate per mile

156,331 Estimate of miles

*III. Data Processing capital outlay includes personal services and
materials and services for all new data processing development
and all data processing equipment purchases. Lease purchase
payments are included here.

Footnote: A&T Data Processing Capital Outlay includes Capital Lease Retirement Payment amount of \$435,000

Footnote: Indirect Option 1 - Calculated upon Direct Expenditures less Capital Outlay Expense for Equipment and PC Flat Fee Expense.

As follows: Direct Expenditures 10,508,482
Less Equipment: (23,550)
Less PC Flat Fees (157,600)

Exp subject to Indirect 10,327,332
Federal Indirect Rate 0.0355
Federal Indirect Amount 366,620

Footnote: Indirect Option 2 - Calculated upon Direct Expenditures less Capital Outlay times 5%
As follows: Direct Expenditures 10,049,932 Sum of Rows 1, 2 and 3 above
without Capital in Row 4

Exp subject to Indirect 10,049,932
Indirect Rate 0.05
Indirect Amount for Grant 502,497

This is the method used per instructions and approval of the Department of Revenue

IV. Specify the method used to determine indirect costs:

Percent amount approved by a federal granting agency

<select> % of

OR

<select> 5 percent of total direct expenditures less capital outlay
(Indirect costs = The total of rows 1, 2, and 3 in column G X 5%) =

Total indirect costs
\$502,497

*V. Capital outlay is limited to either 6 percent of the total expenditures
certified or \$50,000, whichever is greater. For more information, see
the formula provided in the instructions.

*VI. Total direct expenditures.....

\$10,508,482

VII. Total expenditures certified for consideration
in grant (Total of Notes IV and VI)

\$11,010,979