



Board of County Commissioners

**Project Update
September 1, 2016**

Agenda

- Project Management Dashboard
- Equity Dashboard
- Construction Update
- Looking Ahead

Project Management Dashboard



Sellwood Bridge Project Dashboard

<http://www.sellwoodbridge.org/>

September 2016

Page 1 of 2

Period: April 1 - July31, 2016

Schedule Milestones

	Estimated Completion	Status
- Long-Term Maintenance IGA	Spring '16	On-going
- Macadam Bay Driveway	Spring '16	On-going
- Main Bridge Completion	Spring '16	On-going
- Prelim. Greenroads Cert.	Spring '16	On-going
- Final Property Transfers	Summer '16	On-going
- Metro Agreement	Summer '16	On-going
- Replaced Trolley Facilities	Fall '16	On-going
- Overall Project completion	Fall '16	On-going

Recent & Upcoming Meetings and Board Actions

- BCC Briefing	4/19/16
- BCC Briefing	6/21/16
- BCC Briefing	9/1/16
- BCC Briefing	10/25/16
- BCC Briefing	tbd

Public Involvement

Thru July, 2016

- Neighborhood notification of traffic changes/bridge closures
- Coordination with PBOT for Sellwood Bridge Sunday Parkways closure,

December 2012 Project Funding Plan

Multnomah County VRF (Collected)	\$ 22,708,000
Multnomah County VRF (Bonded)	\$ 141,684,000
City of Portland	\$ 74,750,000
Oregon Jobs and Transportation Act	\$ 30,000,000
2012 Oregon Legislature	\$ 5,000,000
Federal funds carryover from planning	\$ 15,658,000
Federal TIGER III Act	\$ 17,700,000
TOTAL	\$ 307,500,000*

*VRF provides adequate funds to cover anticipated County expenditures

Stakeholder Issues

Thru July, 2016

- Construction traffic
- Project completion event for bridge benches built by student
- Coordination with Regional Arts & Culture Council on public art
- Construction coordination with Macadam Bay residents & Freeman

Project Expenditures (post-ROD)

Thru July, 2016

	\$ Spent	Status
ROW	\$ 25,404,368	As of July 31, 2016, with 94% of construction complete, the projected cost is anticipated to be \$324,574,302 at completion, which is 5.5% above the December 2012 project budget.
Design/pre-con.	\$ 29,183,953	
Construction	\$ 232,042,311	
Grand Total	\$ 286,630,632	

Social Equity

Thru July, 2016

A&E Team (Design) Sep '12	Goal	To Date	Status
DBE	7%, (\$1.0m)	9.0%	Complete
MWESB	13%, (\$1.8m)	14.9%	Complete
CM/GC Contractor	Goal	To Date	Status
DBE (Committed)	4%	4.0%	On Target
DMWESB (Contracted)	20%	20.3%	On Target
Workforce <i>Women</i>	14%	13.0%	Near Target
Diversity <i>Minority</i>	20%	28.0%	Above Target

Note: DMWESB goals/targets published Sept 2011 from CM/GC in subcontracting plan.

News Headlines

- [Old Sellwood Bridge gone \(Sellwood Bee\)](#)
- [Sellwood gets a new gateway \(OPB\)](#)
- [Bridge work to affect metro traffic \(KOIN\)](#)
- [Caution: Sellwood Bridge milestones ahead \(Portland Tribune\)](#)
- [Sellwood Bridge on schedule for November ribbon cutting \(OPB\)](#)

Followers: - Weekly email updates = 733
- Twitter account = 1491

Sustainability

- Greenroads Certification progress (interim) review - pending comments
- Reuse and recycling of onsite materials continues
- Preparations and completion of park, stream, and habitat restoration
- Advancements to the Regional Trail connectivity
- Advancements to pedestrian, bicycle, and transit facilities

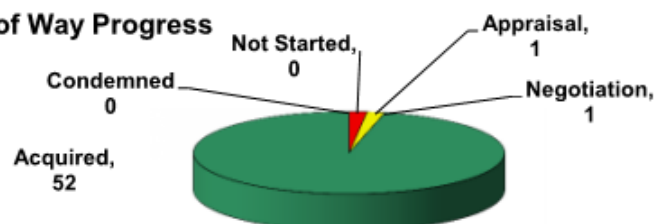
Design Accomplishments

- Coordination with WSL Consortium on trolley replacement facilities
- Coordination with PGE, Freeman Motors, and PBOT for Macadam Bay Driveway
- Continued coordination/support for main bridge span, and surrounding facilities

Construction Accomplishments

- West interchange pedestrian refuge islands poured
- Bridge railing installation continues
- Continued work related to Macadam Bay and Freeman Motors driveway
- Interchange ramp / shift to next phase of traffic control
- Interchange and main bridge span work nearly complete

Right of Way Progress



ROW actions to be completed = 54
Current as of February, 2016

Upcoming Site Work

- Preparing to install Tacoma Street artwork
- Continued work to remove old Sellwood Bridge piling
- Preparing to complete Or 43 paving
- Multi-Use Path bridge construction
- Sellwood Harbor garage construction

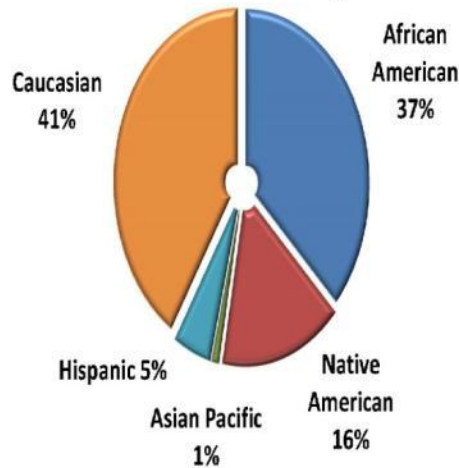
Diversity Dashboard

August 2016 Sellwood Small Business Dashboard

Summary

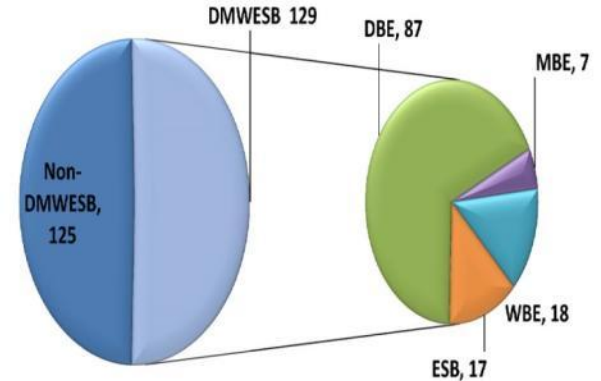
- These charts are based on contracts and dollars awarded.
- The contractor's goal is to award 20% of total contract dollars to DMWESB firms. Currently, the DMWESB Contracted is 20.34% and the DMWESB Paid is 17.80%.

DMWESB Ethnicity

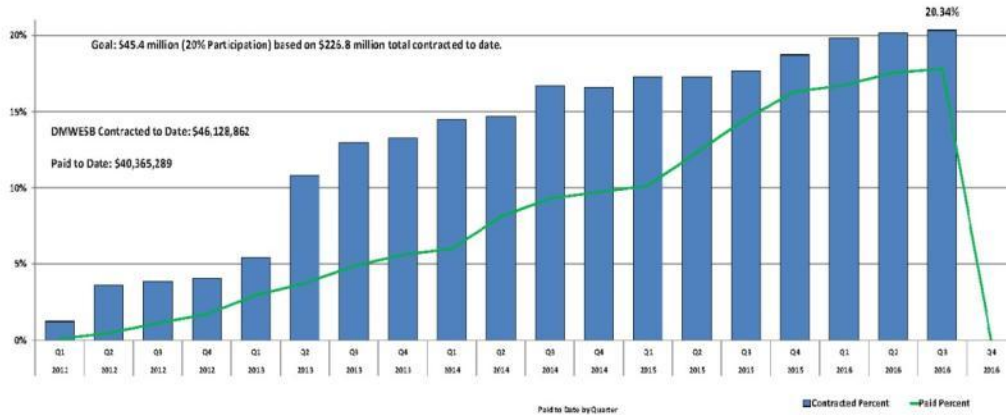


Total Contracts Awarded

Total Contracts - 254



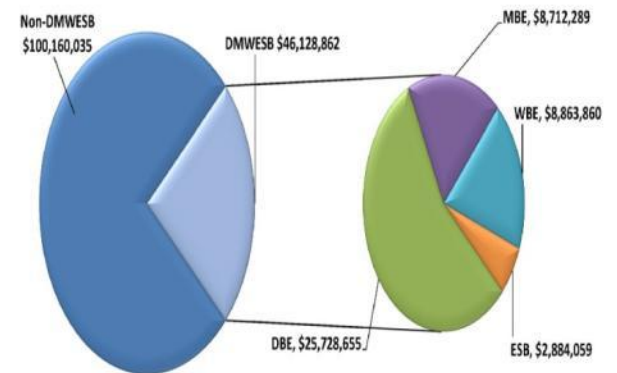
DMWESB Participation and Paid to Date



Total Subcontracted Dollars Awarded

\$146,128,862

Total Project Contract Amount
\$226,790,981

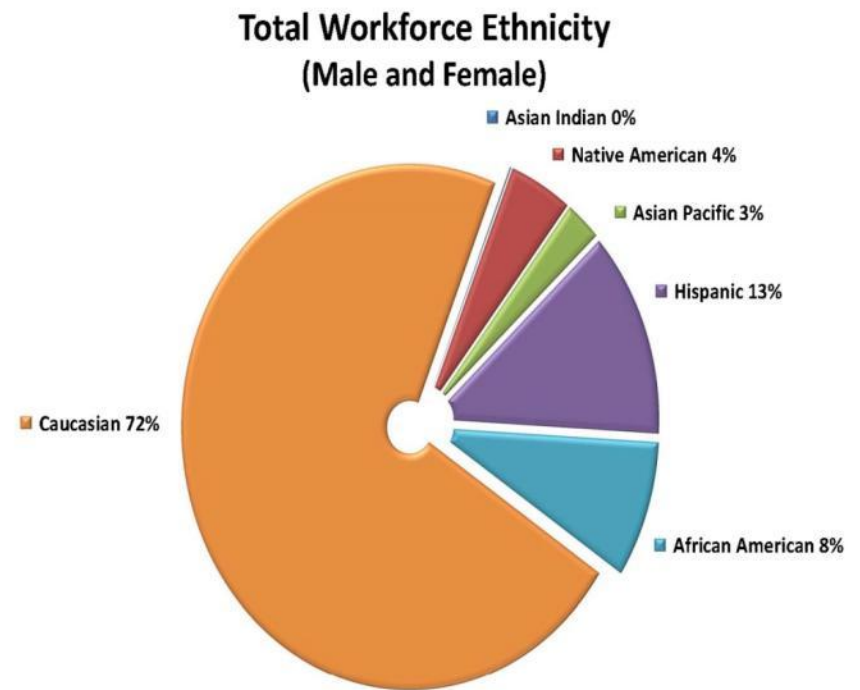
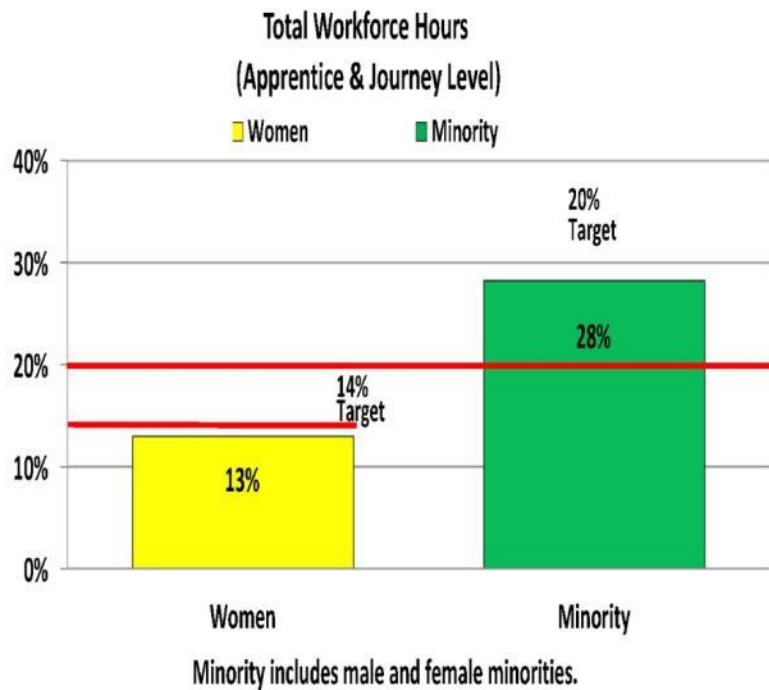


Glossary: DBE—Disadvantaged Business, MBE—Minority-Owned Business, WBE—Women-Owned Business, ESB—Emerging Small Business

August 2106 Sellwood Workforce Dashboard

Summary

- Progress on meeting aspirational goals for minority and female participation.
- SSJV is exceeding the target for minorities and below the target for women.



Summary

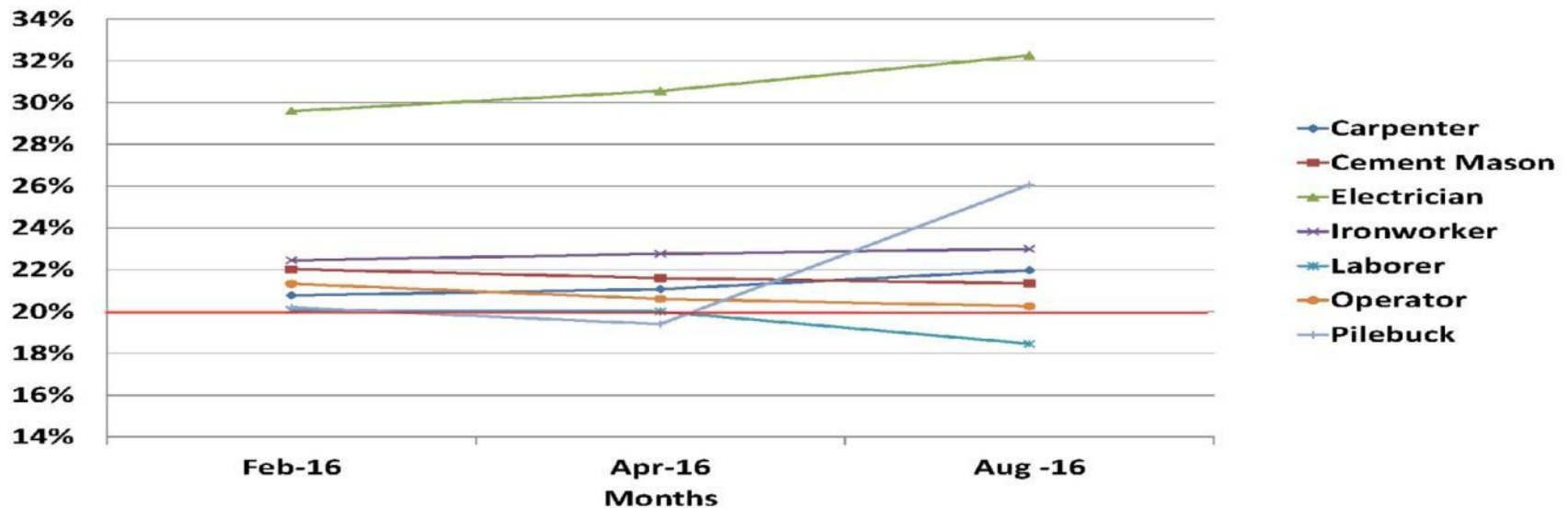
The following chart represents total apprenticeship hours by trade for all subcontractors working on the project. Any contractor over \$100K is required to achieve 20% apprenticeship hours by trade per the County's Workforce Training and Hiring Program. Multnomah County allows for exceptions to the apprenticeship requirement based on low hours, complexity of work, safety, and other considerations. The chart reflects apprenticeship including contractor exceptions.

Apprenticeship Highlights

Through June 2016, 285 apprentices have worked over 125,000 hours. Of the 285 apprentices 38% are minorities and 21% are women. Total Project Apprenticeship is 21.73%

Apprenticeship by Trade

Goal: 20% Apprenticeship by Trade



Construction Update

Sellwood Bridge Replacement Project Information

- About 94% complete construction
- Targeted completion late fall 2016

Construction Progress

(thru 07/31/16)

	Detour Bridge	Land- slide	Condo. Mods.	Work Bridge	OR 43 Walls	Bridge & IntX	Total
Total Value	\$20.68	\$13.19	\$4.46	\$9.40	\$12.75	\$166.50	\$226.99
Paid to dt	\$20.68	\$12.91	\$3.61	\$9.34	\$12.31	\$155.38	\$214.22
	100%	97.8%	80.8%	99.4%	96.5%	93.3%	94.4%

Costs in millions



08/17/16

Courtesy of ODOT

Work

- Landslide stabilization (complete)
- Stephen's Creek culvert (complete)
- Work bridges (complete)
- In-river foundations (complete)
- Miles Place (complete)
- Macadam Bay Driveway
- Regional Trail
- Riverview Cemetery (Phase 1 complete, Phase 2)
- West OR 43 retaining walls (complete)
- East OR 43 retaining walls (complete)
- OR 43 roadway
- Waterline relocation (complete)
- Powers Marine Park
- West approach
- Landscape
- Reinstall Trolley Tracks
- MUP Bridge
- Remove old bridge piers (Pier 19)
- Main bridge piers (complete)
- Steel fabrication (complete)
- Steel installation (hand railing)
- Main bridge concrete (complete)
- Remove detour and work bridges
- Traffic on new bridge (complete)
- East approach (S side complete, N side, S sidewalk)
- Tacoma St. – signal and plantings
- RACC Art on Tacoma Street
- Condominium rebuild (Phase 1 complete, Phase 2)





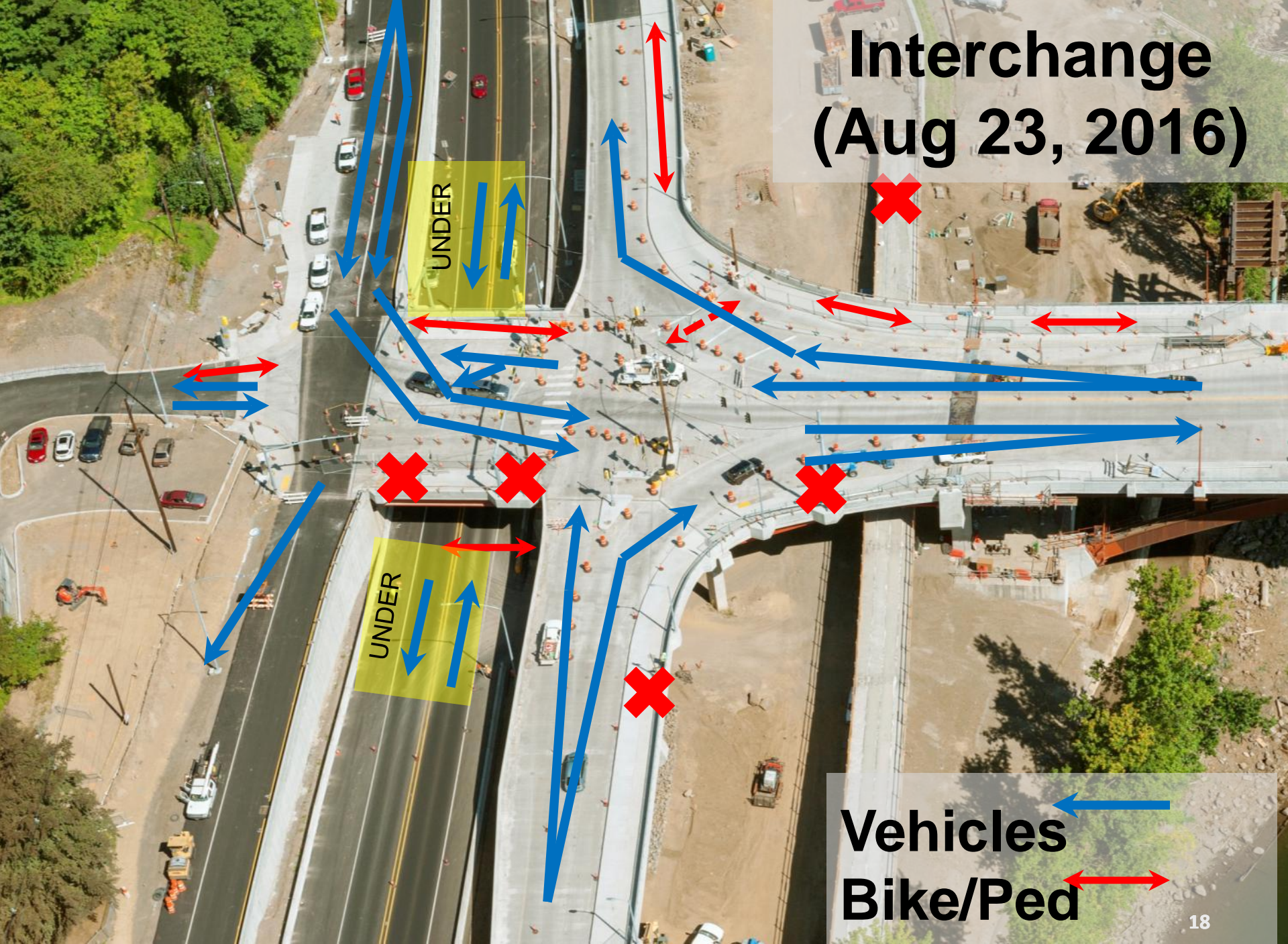
09/17/12

Courtesy of ODOT



08/17/16
Courtesy of ODOT

Interchange (Aug 23, 2016)



Vehicles
Bike/Ped



01/15/13
Multnomah County



01/25/13
Multnomah County



04/16/15
Multnomah County



02/17/16
Multnomah County



08/01/16
Multnomah County



08/22/16
Multnomah County















08/17/16

Courtesy of ODOT





03/17/16
Courtesy of ODOT











05/08/15
MultCo



08/18/16
MultCo



03/17/16
Courtesy of ODOT





08/17/16
Courtesy of ODOT















08/17/16
Courtesy of ODOT

Looking Forward

- Summer 2016
 - Removal of detour bridge piers
 - Bridge to OR43 left turn opens, Taylor's Ferry U-turn closes
 - North side of East Approach
 - Restoration under East Approach
 - RACC art
- Fall 2016
 - Landscaping
 - Reinstallation of trolley tracks
 - South sidewalk on east approach (bike/ped facilities complete)
 - Completion of restoration under East approach
- Late Fall 2016 – Project Complete

Questions?

