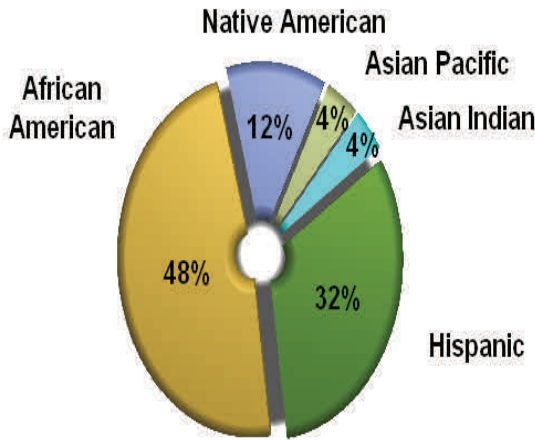


Summary

- These charts are based on contracts and dollars awarded.
- The contractor's goal is to award 20% of total contract dollars to DMWESB firms. Currently, the DMWESB Contracted is 4.4% and the DMWESB Paid to Date is 2%.

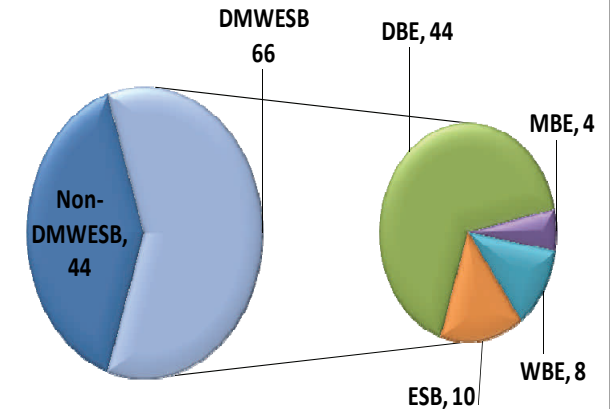
DMWESB Ethnicity



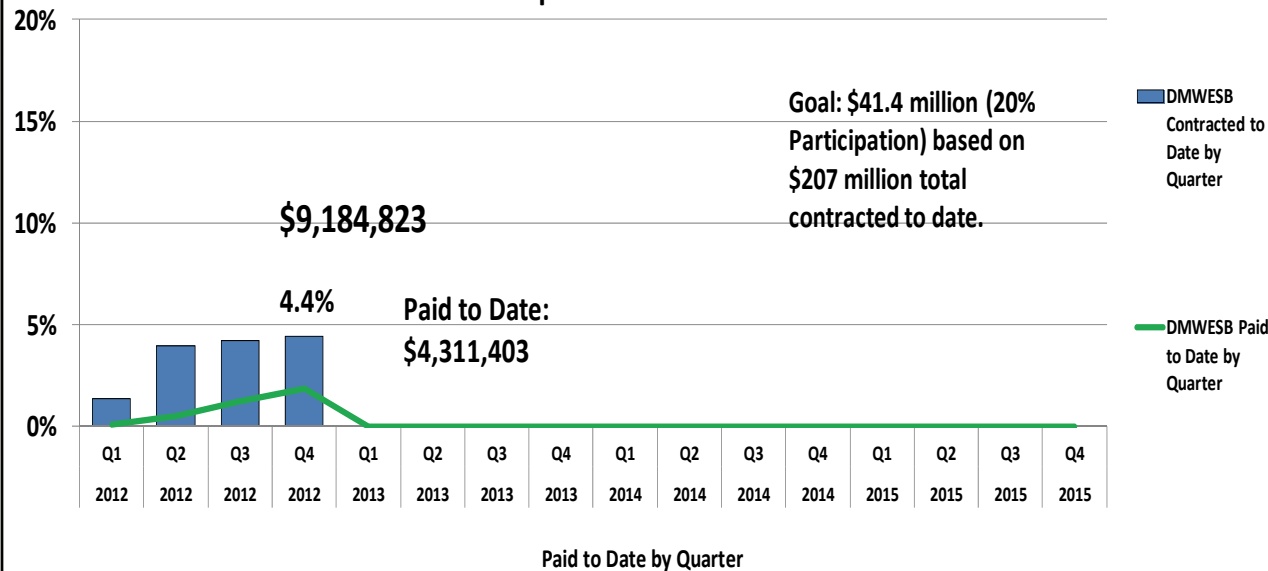
Based on number of contracts awarded.

Total Contracts Awarded

Total Contracts - 110



DMWESB Participation and Paid to Date

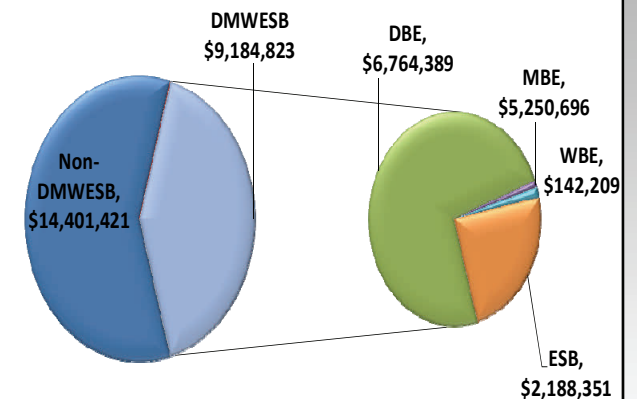


Total Dollars Awarded

\$23,586,245

Total Project Contract Amount

\$207,492,563



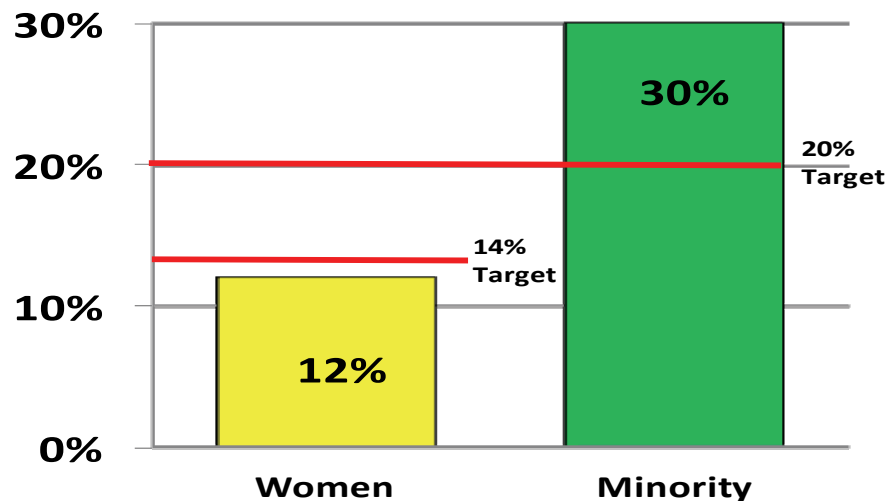
Glossary: DBE—Disadvantaged Business, MBE—Minority-Owned Business, WBE—Women-Owned Business, ESB—Emerging Small Business

Summary

- These charts show progress on meeting aspirational goals for minority and female participation. SSJV is exceeding the target for minorities. They are slightly below target for women but have been improving for the past three months.

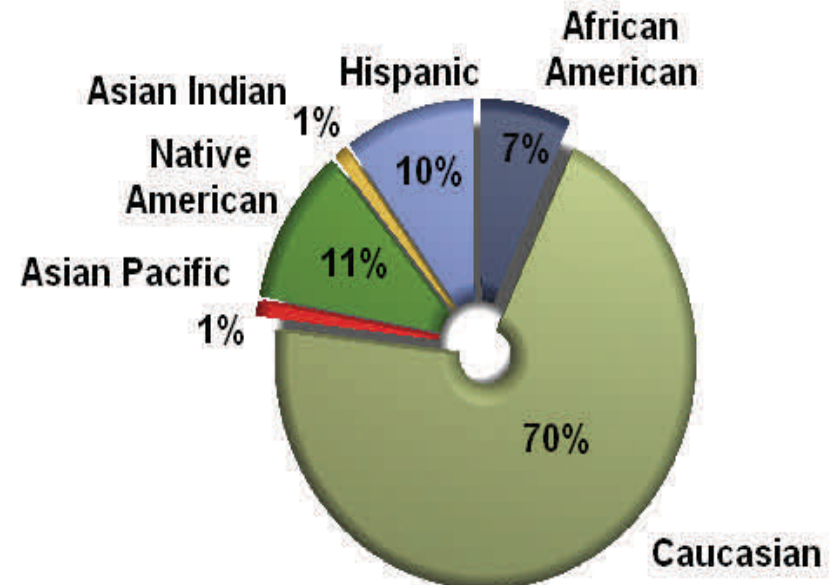
**Total Workforce Hours
(Apprentice & Journey Level)**

■ Women ■ Minority



Based on number of hours worked.
(Minority includes men and women.)

**Total Workforce Ethnicity
(Male and Female)**



Based on number of hours worked.

Summary

- The following chart represents total apprenticeship hours by trade for all subcontractors working on the project. Any contractor with more than \$100K of work is required to achieve 20% apprenticeship hours by trade (per the County's Workforce Training and Hiring Program).

Apprenticeship by Trade

