



Board of County Commissioners

Project Update
December 15, 2015

Agenda

- Project Management Dashboard
- Equity Dashboard
- Construction Update
- Looking Ahead

Project Management Dashboard

Schedule Milestones

	Estimated Completion	Status
- Land Use Actions	Spring '15	Complete
- Long-Term Maintenance IGA	Winter '15/'16	On-going
- Macadam Bay Driveway	Winter '15/'16	On-going
- Main Bridge Completion	Spring '16	On-going
- Final Property Transfers	Summer '16	On-going
- Metro Agreement	Summer '16	On-going
- Prelim. Greenroads Cert.	Winter '15/'16	On-going
- Replaced Trolley Facilities	Fall '16	On-going
- Overall Project completion	Fall '16	On-going

Recent & Upcoming Meetings and Board Actions

- BCC Briefing	8/25/15
- BCC Briefing	10/6/15
- BCC Briefing	12/15/15
- BCC Briefing	2/23/16
- BCC Briefing	4/19/16

Public Involvement

Thru November, 2015

- Construction coordination with Macadam Bay residents & Freeman
- Provided ongoing traffic and construction updates
- Kept bridge neighbors informed of ongoing work
- Neighborhood groups contacted re bridge opening event

December 2012 Project Funding Plan

Multnomah County VRF (Collected)	\$ 22,708,000
Multnomah County VRF (Bonded)	\$ 141,684,000
City of Portland	\$ 74,750,000
Oregon Jobs and Transportation Act	\$ 30,000,000
2012 Oregon Legislature	\$ 5,000,000
Federal funds carryover from planning	\$ 15,658,000
Federal TIGER III Act	\$ 17,700,000
TOTAL	\$ 307,500,000*

*VRF provides adequate funds to cover anticipated County expenditures

Stakeholder Issues

Thru November, 2015

- Traffic delays during OR 43 work near Freeman Motors
- Traffic complaints after west side traffic change. Improvements made.
- Complaints about sign maintenance on OR 43

Project Expenditures (post-ROD)

Thru October, 2015

	\$ Spent	Status
ROW	\$ 25,194,959	As of October 31, 2015, with 88% of construction complete, the projected cost is anticipated to be \$317,656,124 at completion, which is 3.3% above the December 2012 project budget.
Design/pre-con.	\$ 29,180,658	
Construction	\$ 217,868,783	
Grand Total	\$ 272,244,400	

Social Equity

Thru September, 2015

A&E Team (Design) Sep '12	Goal	To Date	Status
DBE	7%, (\$1.0m)	9.0%	Complete
MWESB	13%, (\$1.8m)	14.9%	Complete
CM/GC Contractor	Goal	To Date	Status
DBE (Committed)	4%	4.0%	On Target
DMWESB (Contracted)	20%	17.7%	On Target
Workforce Women	14%	13.1%	Near Target
Diversity Minority	20%	28.0%	Above Target

Note: DMWESB goals/targets published Sept 2011 from CM/GC in subcontracting plan.

News Headlines

- [Oregon labor bureau cracks down on flagging contractor \(Oregonian\)](#)
- [Expect long traffic delays on Tuesday \(Oregonian\)](#)
- [Sellwood Bridge gets decked for the holidays \(Sellwood Bee\)](#)
- Project staff interviewed in OPB "Unprepared" seismic documentary
- [Sellwood project brings \\$3.6M to Portland coffers \(Business Journal\)](#)
- [Tacoma St. now veers north at Sellwood \(Sellwood Bee\)](#)

Followers: - Weekly email updates = 741
- Twitter account = 1305

Sustainability

- Greenroads Certification progress (interim) review - pending comments
- Reuse and recycling of onsite materials continues
- Preparations and completion of park, stream, and habitat restoration
- Advancements to the Regional Trail connectivity
- Advancements to pedestrian, bicycle, and transit facilities

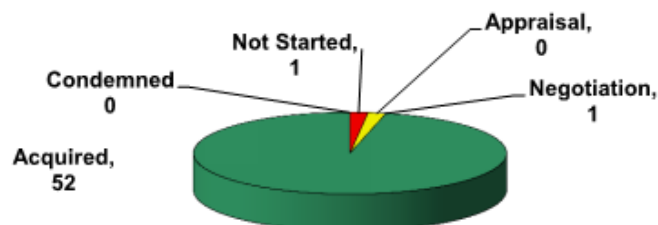
Design Accomplishments

- Coordination with WSL Consortium on trolley replacement facilities
- Coordination with PGE, Freeman Motors, and PBOT for Macadam Bay Driveway
- Continued coordination/support for main bridge span, and surrounding facilities

Construction Accomplishments

- Signal installation at the west interchange and progress at 6th/Tacoma
- Paving, utility coordination, and shifts in traffic control
- Continued work related to Macadam Bay and Freeman Motors driveway
- Interchange ramp / shift to next phase of traffic control
- Interchange and main bridge span work (decking, overhangs, railings, etc.)

Right of Way Progress



ROW actions to be completed = 54
Current as of December, 2015

Upcoming Site Work

- Continued main bridge span work (decking, overhangs, concrete, etc.)
- Temporary closure of Macadam Bay driveway for construction activities/progress
- Address sight distance concerns at Macadam Bay driveway (tree removal)
- Revised Consortium/Trolley alignment to accommodate updated future plans
- Taylors Ferry swale/storm drainage adjustments by the U-turn at OR 43

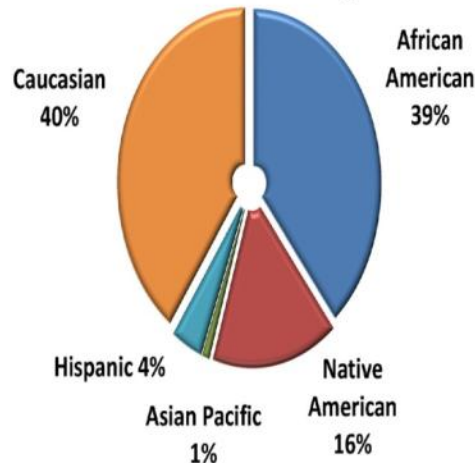
Diversity Dashboard

December 2015 Sellwood Small Business Dashboard

Summary

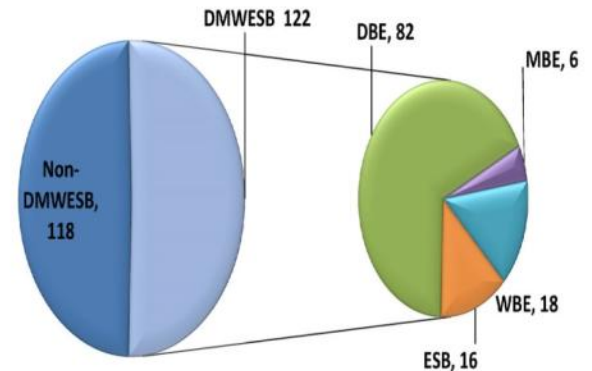
- These charts are based on contracts and dollars awarded.
- The contractor's goal is to award 20% of total contract dollars to DMWESB firms. Currently, the DMWESB Contracted is 17.72% and the DMWESB Paid is 15.64%.

DMWESB Ethnicity

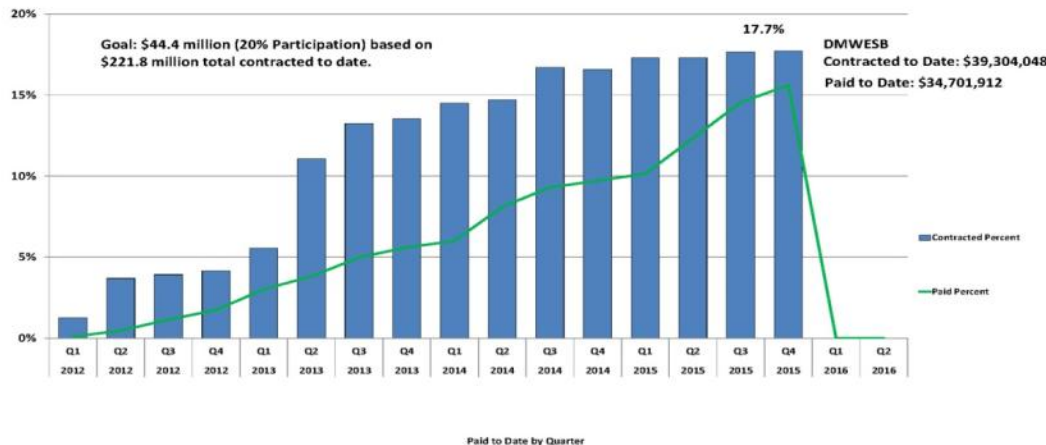


Total Contracts Awarded

Total Contracts - 240



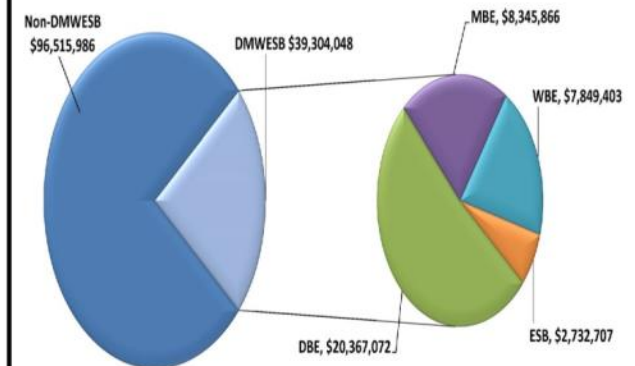
DMWESB Participation and Paid to Date



Total Subcontracted Dollars Awarded

\$134,541,930

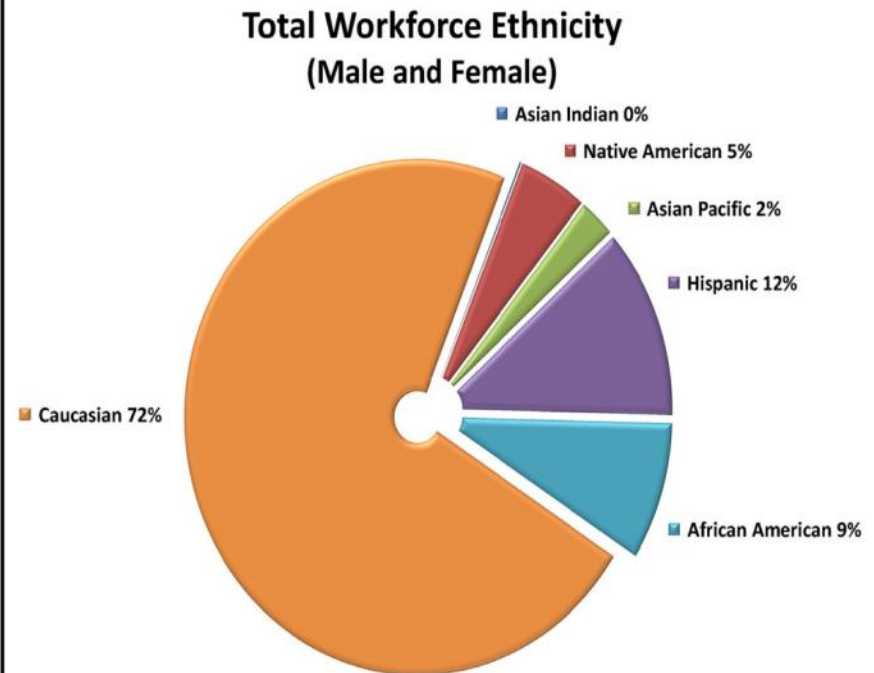
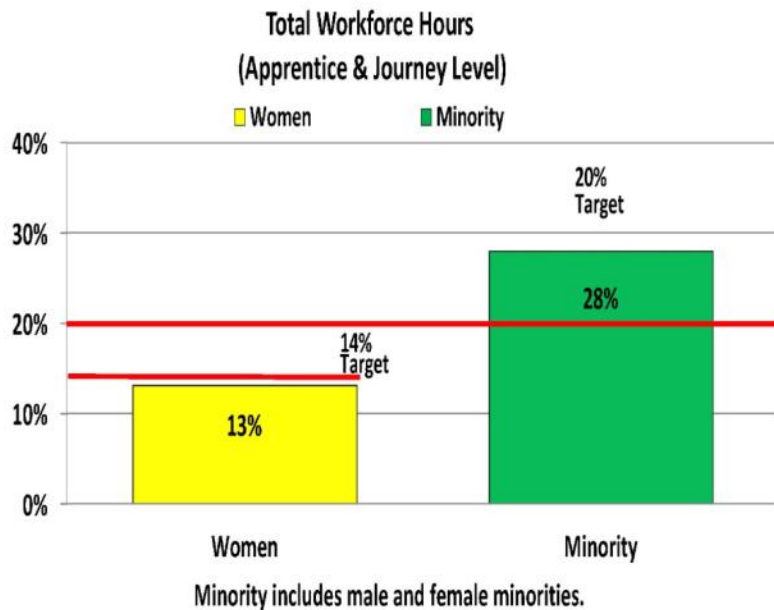
Total Project Contract Amount
\$221,846,061



Glossary: DBE—Disadvantaged Business, MBE—Minority-Owned Business, WBE—Women-Owned Business, ESB—Emerging Small Business

Summary

- Progress on meeting aspirational goals for minority and female participation.
- SSJV is exceeding the target for minorities and below the target for women.



Summary

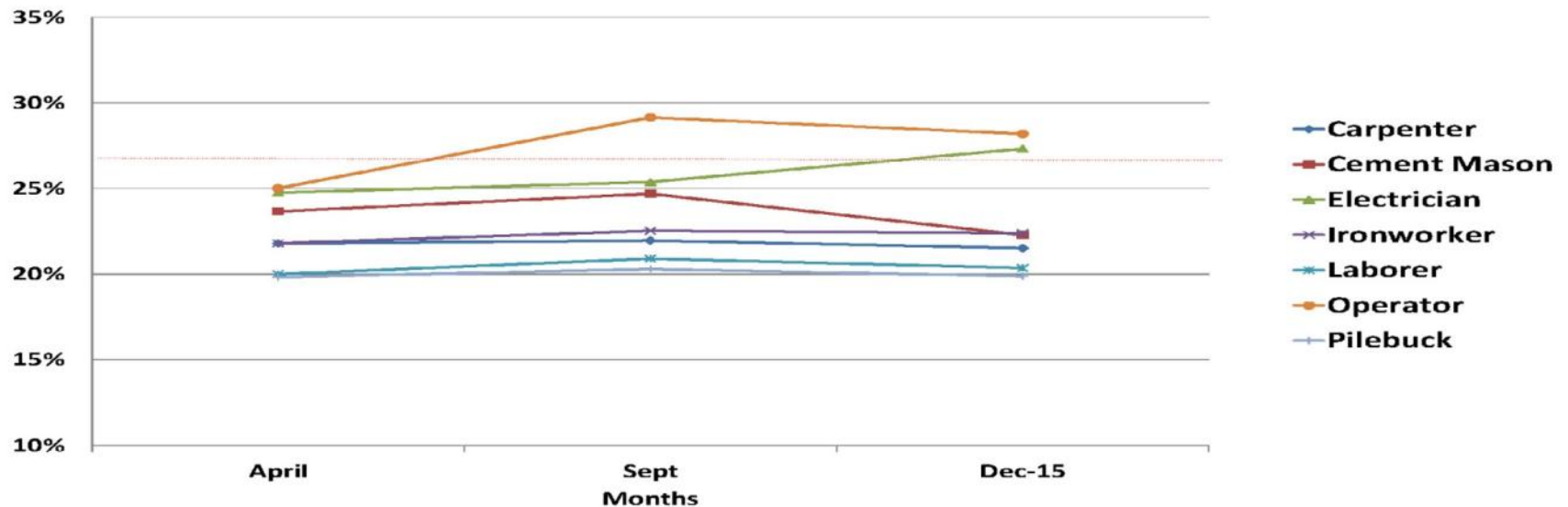
The following chart represents total apprenticeship hours by trade for all subcontractors working on the project. Any contractor over \$100K is required to achieve 20% apprenticeship hours by trade per the County's Workforce Training and Hiring Program. Multnomah County allows for exceptions to the apprenticeship requirement based on low hours, complexity of work, safety, and other considerations. The chart reflects apprenticeship including contractor exceptions.

Apprenticeship Highlights

Through September 2015, 243 apprentices have worked over 98,000 hours. Of the 243 apprentices 35% are minorities and 20% are women.

Apprenticeship by Trade

Goal: 20% Apprenticeship by Trade



Construction Update

Sellwood Bridge Replacement Project Information

- About 88% complete construction
- Traffic on new span – Late Winter 2016
- East approach and remaining work complete – Fall 2016

Construction Progress

(thru 11/30/15)

	Detour Bridge	Land- slide	Condo. Mods.	Work Bridge	OR 43 Walls	Bridge & IntX	Total
Total Value	\$20.68	\$12.91	\$3.19	\$9.40	\$12.75	\$162.03	\$220.96
Paid to dt	\$20.68	\$12.86	\$3.13	\$8.80	\$12.24	\$136.52	\$194.23
	100%	99.7%	98.0%	93.6%	95.9%	84.3%	87.9%

Costs in millions




11/20/15

Courtesy of ODOT

Work

- Landslide stabilization (complete)
- Stephen's Creek culvert (complete)
- Work bridges (complete)
- In-river foundations (complete)
- Condominium rebuild (Phase 1 complete)
- Riverview Cemetery (Phase 1 complete)
- Miles Place (Complete)
- Macadam Bay Driveway
- Regional Trail
- Powers Marine Park
- West OR 43 retaining walls (Complete)
- East OR 43 retaining walls
- OR 43 roadway
- Waterline relocation (Complete)
- West approach
- Removal of old bridge piers
- Main bridge piers
- Steel fabrication (Complete)
- Steel installation (minor)
- Main bridge concrete deck, sidewalks
- East approach (S side complete, traffic re-aligned)
- East approach (N side foundations and columns)
- Tacoma Street – signal and plantings



11/20/15
Courtesy of ODOT













Interchange (Stage 6, Nov 17 2015)





NORTH
43

NO
ENTER

LAKE
OSWEGO
SOUTH NORTH
43 43







11/20/15
Courtesy of ODOT

















11/20/15
Courtesy of ODOT

Looking Forward

- Winter-Spring 2016
 - Macadam Bay Driveway
 - OR 43
 - Main Bridge Deck and Sidewalks
 - Main spans open to traffic
 - Condominium outbuildings
- Summer 2016
 - East approach north half
 - Multi purpose path bridge to south sidewalk
 - Landscaping
 - Removal of old bridge and work bridges
- Fall 2016
 - Condominium landscaping
- Late Fall 2016 – Project Complete



Questions?

