

A stylized graphic on the left side of the slide. It features two dark green mountain peaks with rounded tops. Below the mountains is a dark green wavy band representing a forest or a body of land. At the bottom is a blue wavy band representing water. The entire graphic is composed of solid-colored shapes with no outlines.

FY17: Briefing on Jail Bed Contingency Funds

Department of Community Justice

Presenter: Scott Taylor, Director
September 20, 2016

Progress Update Between May FY17 Board Briefing and Today's Briefing

May Briefing 2016

- Number of DCJ jail sanctions per month: **398**
- Average length of stay per jail sanction: **10.1 days**
- Average number of jail beds used by DCJ per day for structured sanction: **143**

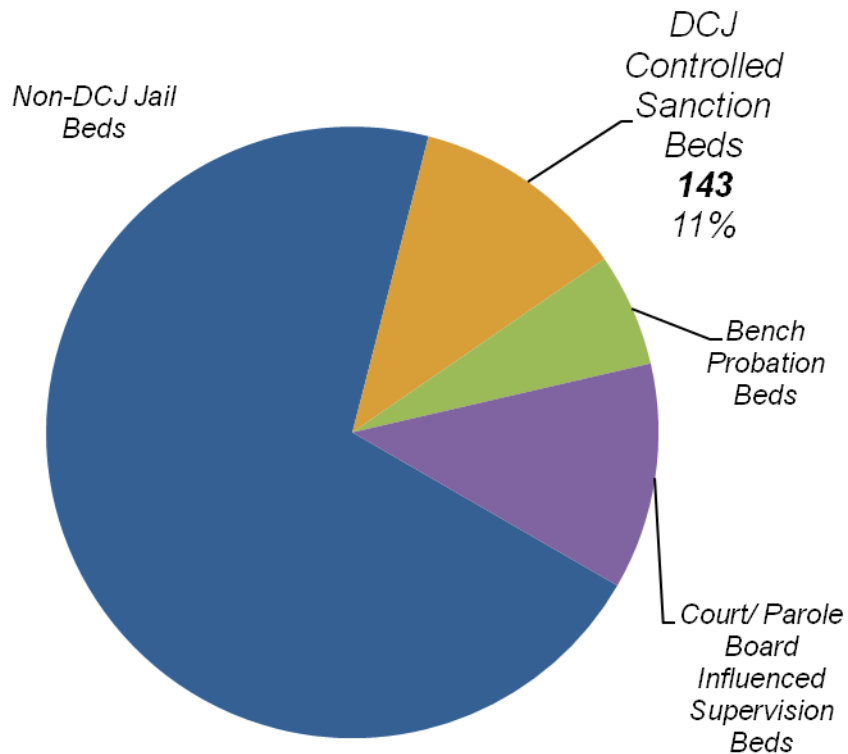
September Briefing 2016

- Number of DCJ jail sanctions per month: **340**
- Average length of stay per jail sanction: **6.8 days**
- Average number of jail beds used by DCJ per day for structured sanction: **83**

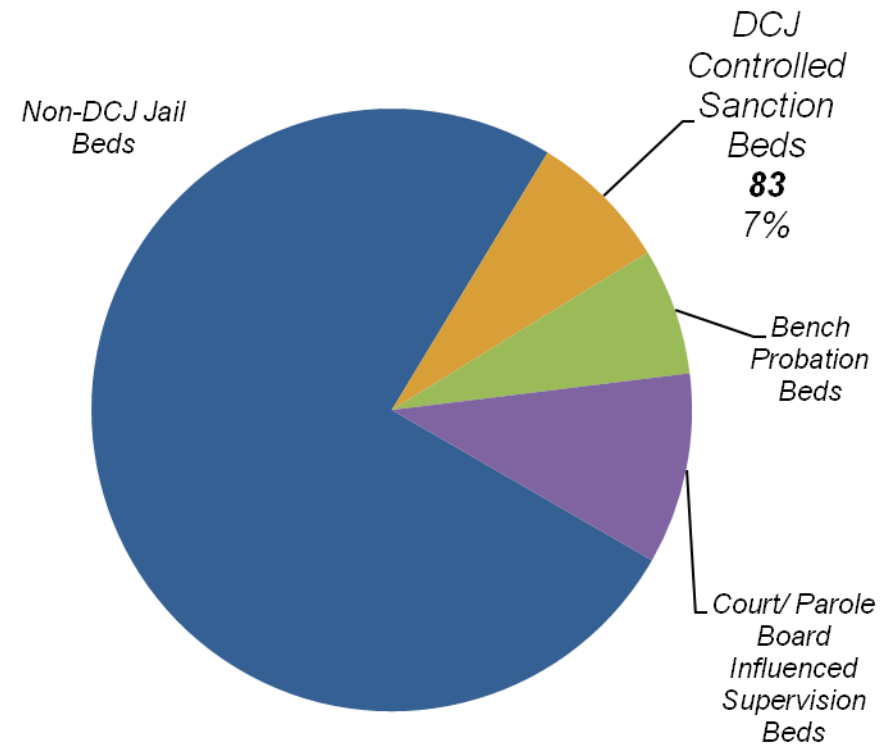


Total Multnomah County Jail Bed Use

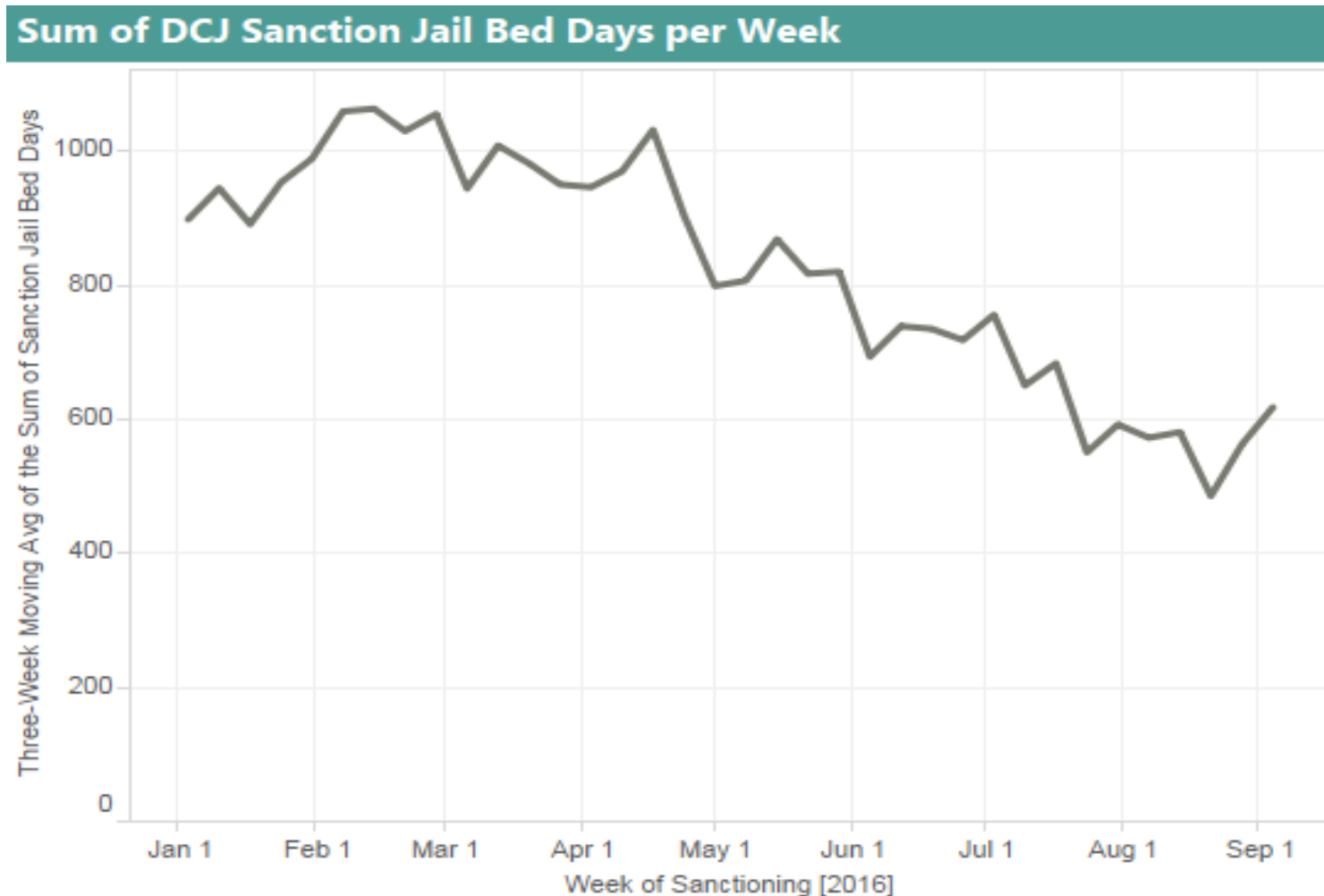
**May Briefing 2016
(1255 ADP)**



**September Briefing 2016
(1099 ADP)**



Since the May briefing, there has been a 40% reduction in DCJ sanction related jail bed usage



Goals of Effective Sanctioning:

- *More effective use of sanctioning authority*
- *Focus on key components of offender behavior modification*
- *Maintain accountability by responses that are swift and certain*



Effective Sanctioning Targets

- Technical violations where DCJ imposes a sanction
 - Use of alcohol
 - Fail to report
 - Failure to participate in treatment
 - Positive Drug Test



Next Steps // DCJ Initiatives with Public Safety Partners

- Effective Sanctioning Phase 2: Expanding alternatives other than jail use
- Changing judicial hold policies and other procedures within the Recog Unit
- Reducing jail use of misdemeanor bench probationers
- Continue dialogue with Public Safety partners

