


STRYVE Multnomah County

Striving to Reduce Youth Violence Everywhere

*Presentation to Board of County Commissioners
February 5, 2015*





Evidence Based Best Practices to Reduce Youth Violence

▶ Youth Empowerment Solutions (YES)

- ▶ *Leadership development*
- ▶ *Social change*
- ▶ *Community connections*
- ▶ Youth-led community projects

▶ Crime Prevention Through Environmental Design (CPTED)

- ▶ *Sense of ownership*
- ▶ *Gathering places*
- ▶ *Social cohesion*
- ▶ Place-making projects

Youth Empowerment Solutions (YES)



New Columbia



Albina/Killingsworth

Youth Empowerment Solutions (YES)



Cully

East County

Youth Empowerment Solutions (YES)

- ▶ Number of YES groups (4)
- ▶ Number of youth participants (52)
- ▶ YES sessions completed (172)
- ▶ YES projects completed (4)
- ▶ Number of implementation partners (15)
- ▶ Pre/Post YES participant survey
- ▶ Peace Camp at Westwind
- ▶ Digital media class



*YES youth in
planning meeting*



*YES youth at
Peace Camp*

Crime Prevention Through Environmental Design

- ▶ Number of participants - (100+)
- ▶ CPTED projects completed
 - ▶ *2 street paintings*
 - ▶ *150 little free libraries*
 - ▶ *15 peace poles*
 - ▶ *4 National Night Out events*
- ▶ Number of key partners (10)
- ▶ Extensive media coverage



*Rockwood Plaza
repainting*



*Building little
libraries*

Crime Prevention Through Environmental Design



*NE street painting
with Mayor Hales*

*Prepping paint in
Rockwood*



*150 Little
Library hosts*



DDA Zimmerman

Comprehensive Youth Violence Prevention Plan

- ▶ Local planning efforts
 - ▶ *NLC Black Male Achievement*
 - ▶ *OJJDP Gang Assessment*
 - ▶ *Promise Zone Designation*
- ▶ Jurisdictional alignment
 - ▶ *Risk/Protective factors*
 - ▶ *Common strategies*
 - ▶ *Mentoring*
 - ▶ *Youth Engagement*
 - ▶ *Exposure to Violence*




*Abdullah Hafeedh,
STRYVE Community
Health Worker*



*County Chair
Kafoury at YES
led event to
Silence the
Violence*

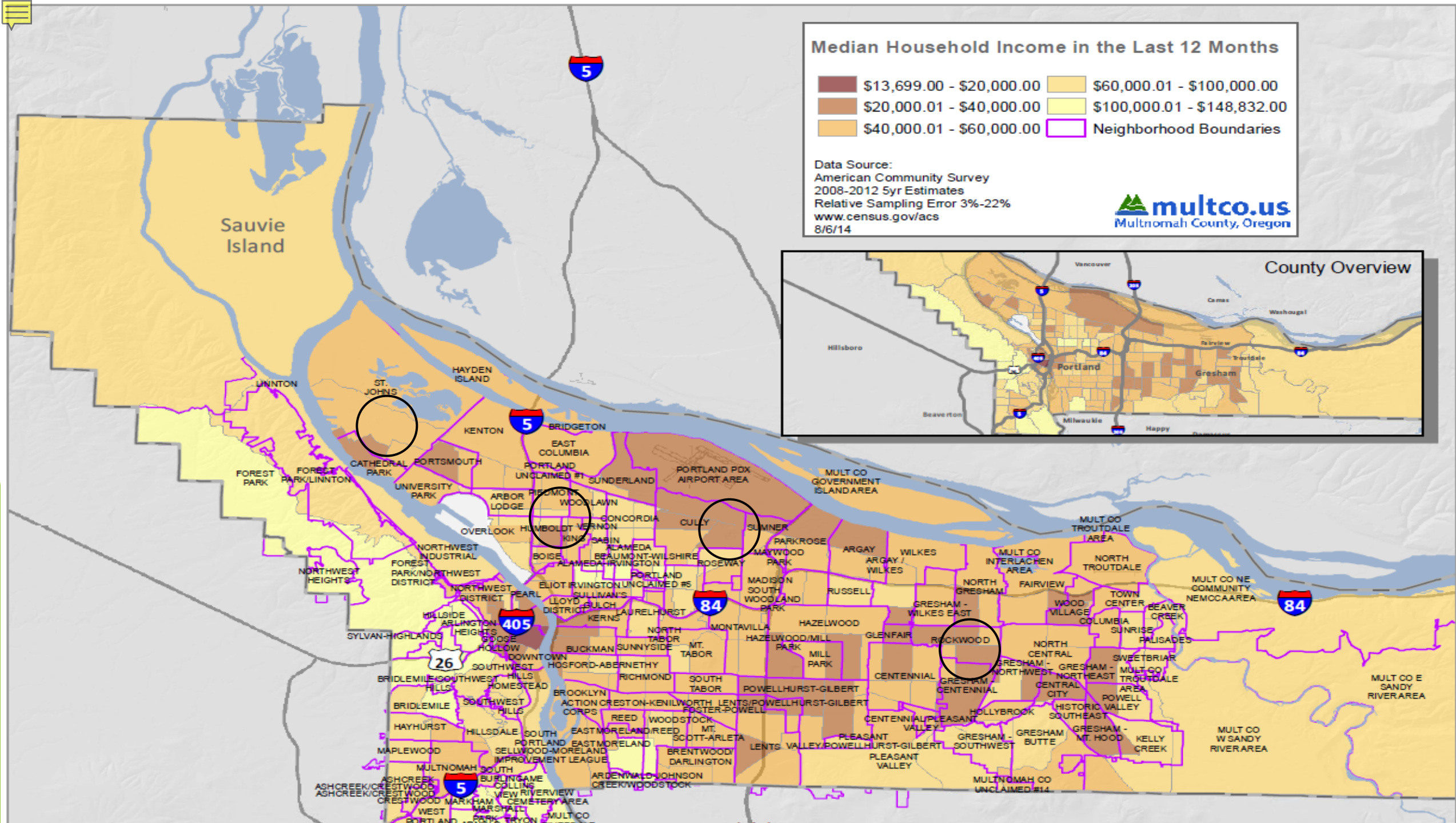
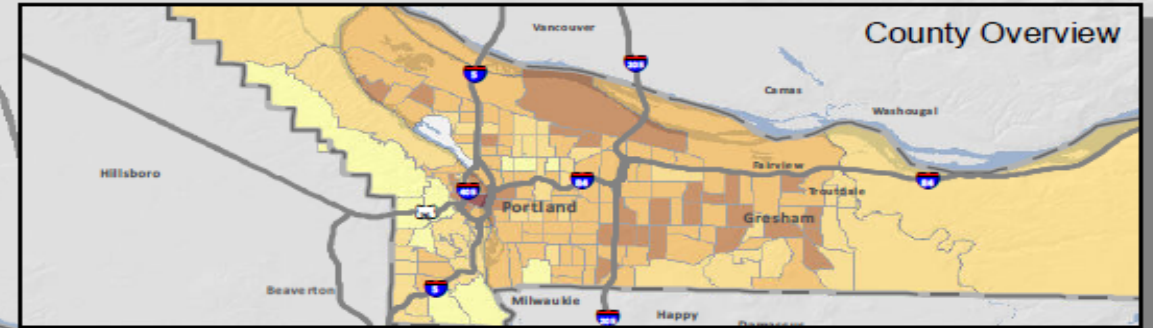
Median Household Income in the Last 12 Months



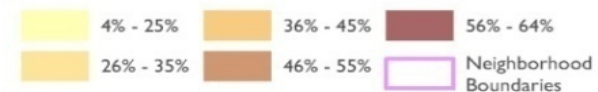
Data Source:
American Community Survey
2008-2012 5yr Estimates
Relative Sampling Error 3%-22%
www.census.gov/acs
8/6/14

 **multco.us**
Multnomah County, Oregon

County Overview


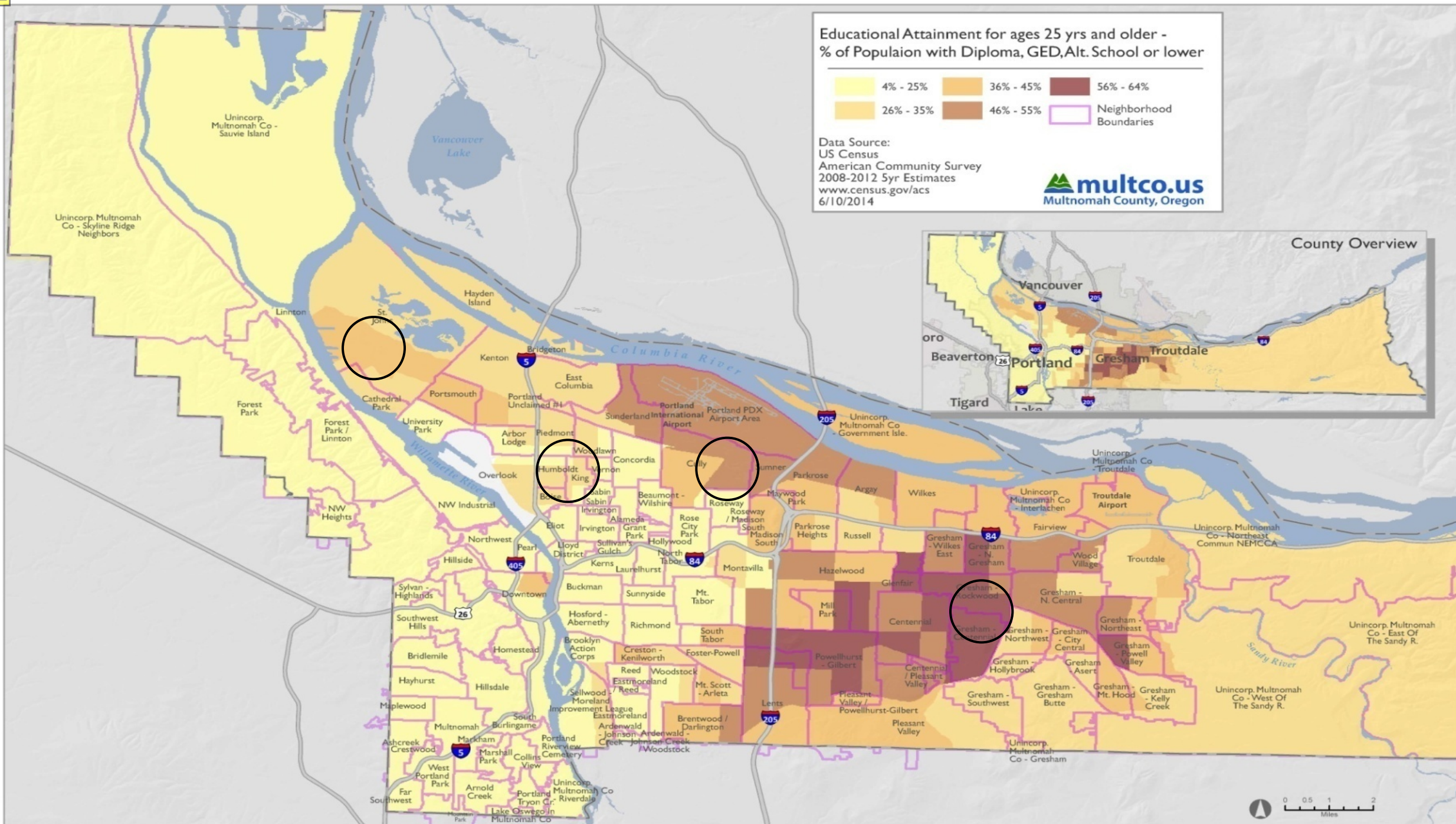


Educational Attainment for ages 25 yrs and older - % of Populaion with Diploma, GED,Alt. School or lower



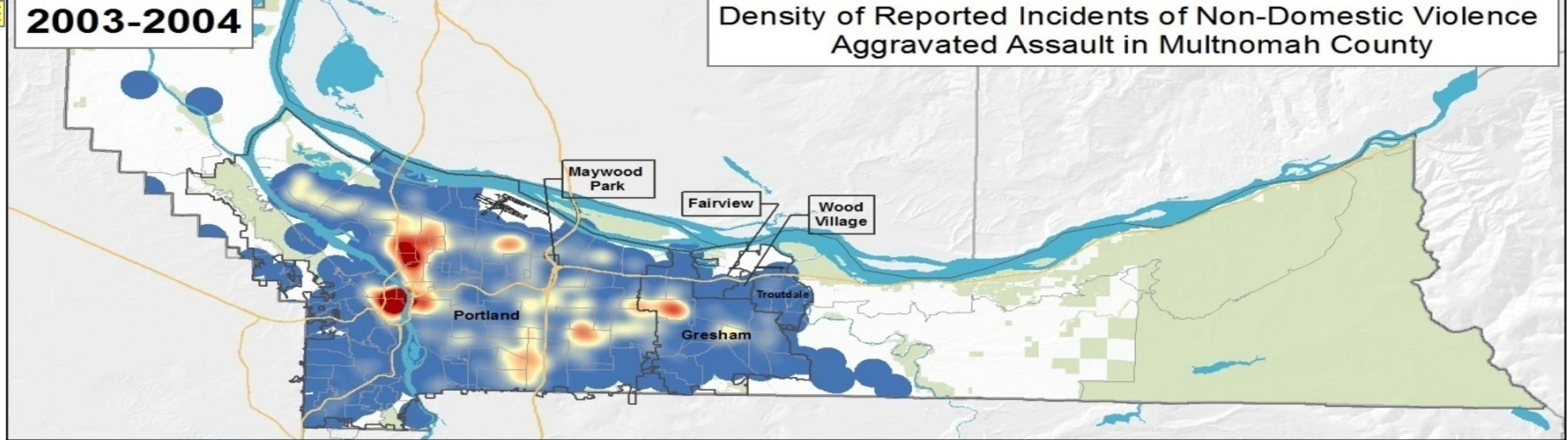
Data Source:
US Census
American Community Survey
2008-2012 5yr Estimates
www.census.gov/acs
6/10/2014

multco.us
Multnomah County, Oregon



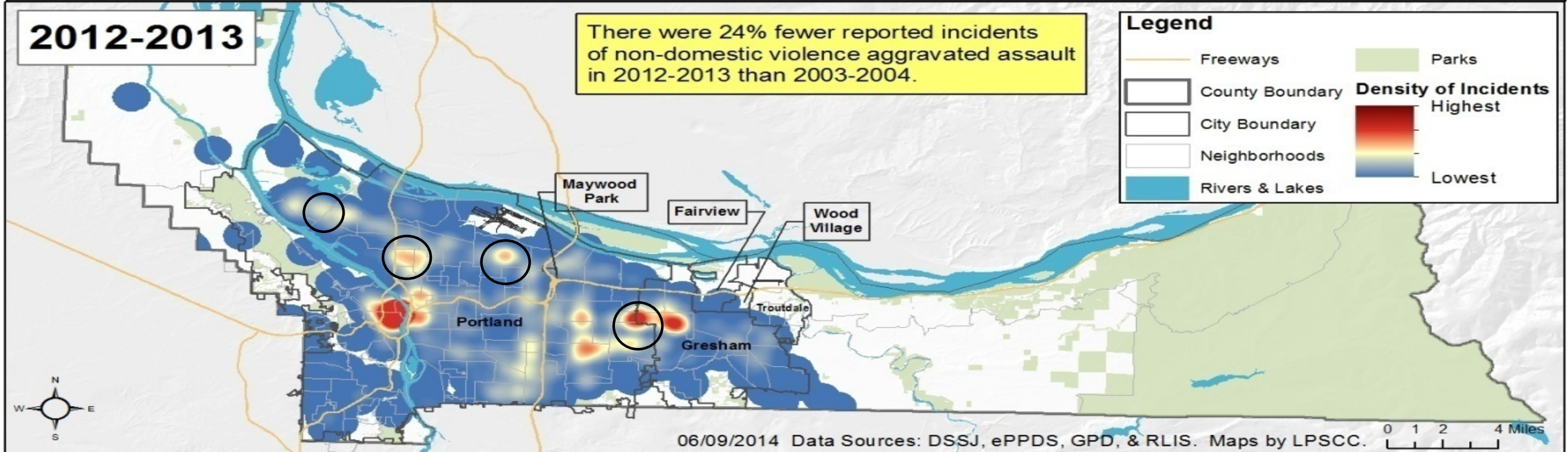
2003-2004

Density of Reported Incidents of Non-Domestic Violence Aggravated Assault in Multnomah County



2012-2013

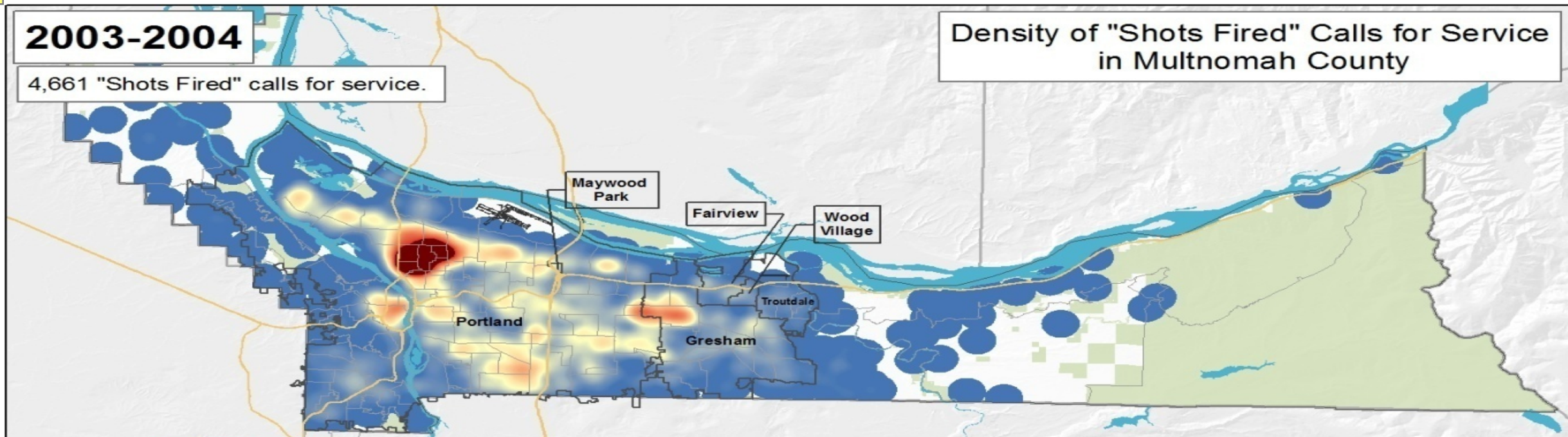
There were 24% fewer reported incidents of non-domestic violence aggravated assault in 2012-2013 than 2003-2004.



2003-2004

4,661 "Shots Fired" calls for service.

Density of "Shots Fired" Calls for Service
in Multnomah County



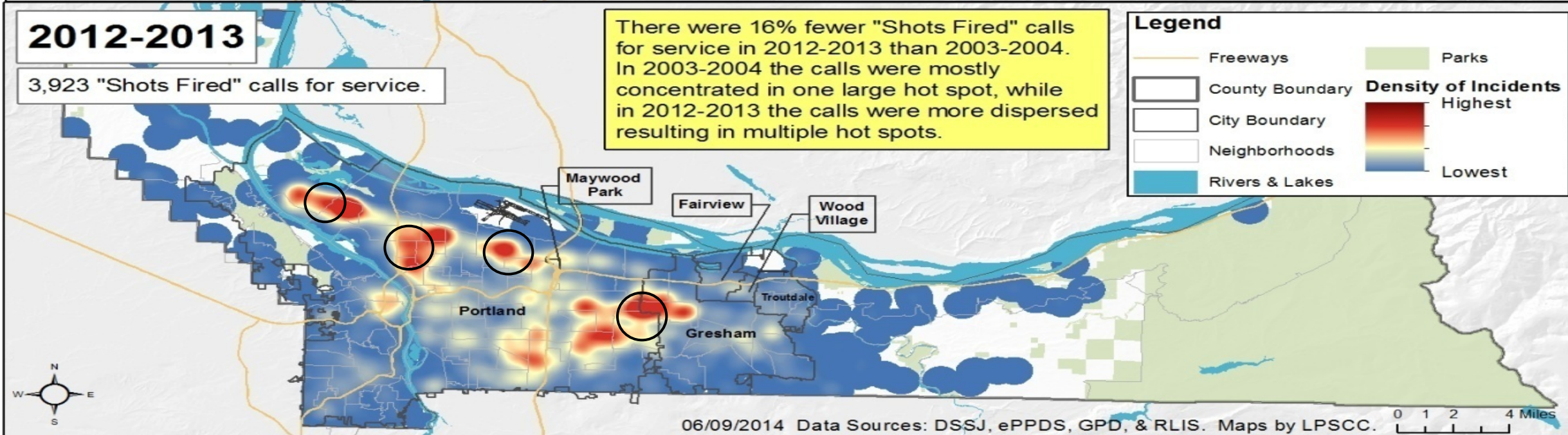
2012-2013

3,923 "Shots Fired" calls for service.

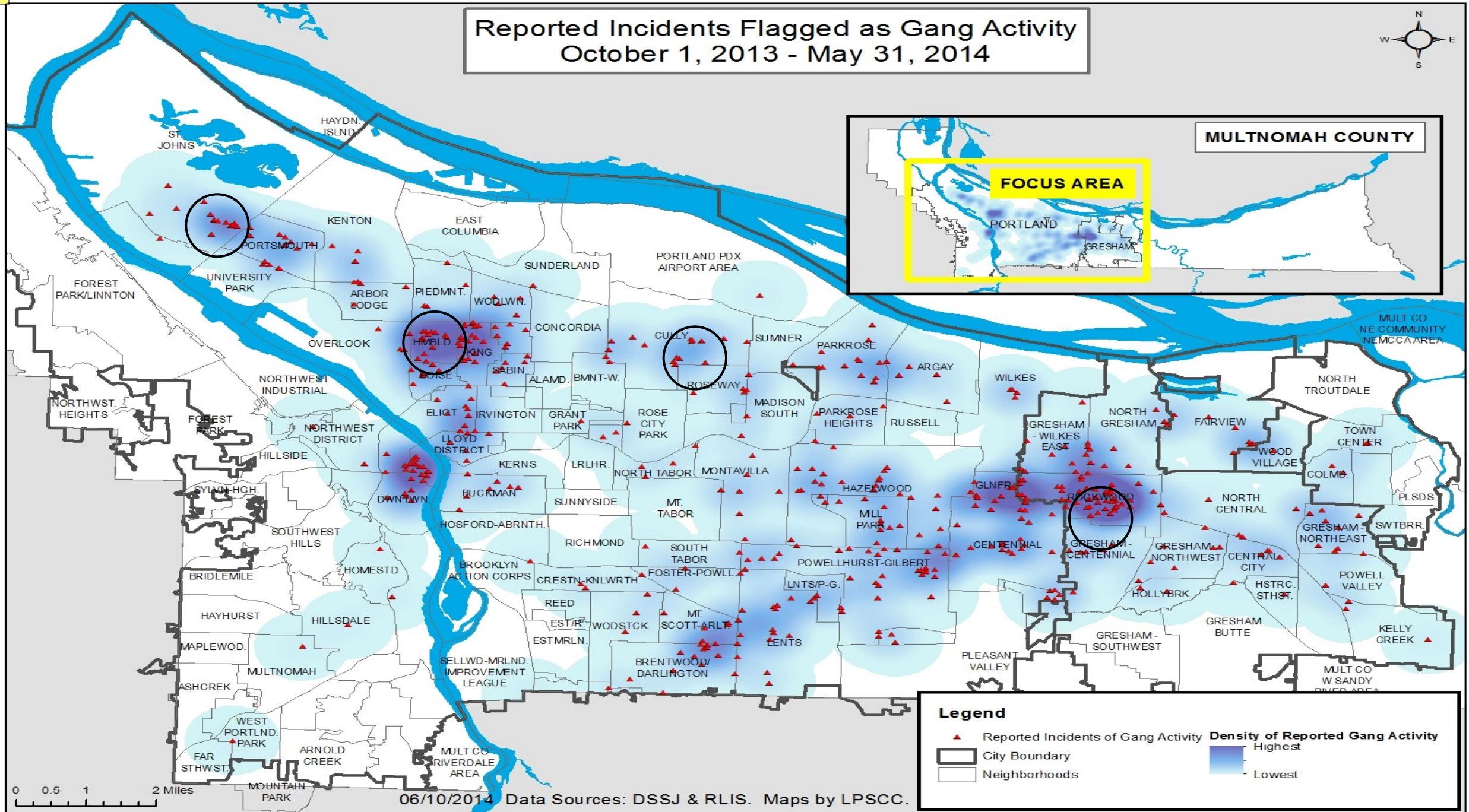
There were 16% fewer "Shots Fired" calls for service in 2012-2013 than 2003-2004. In 2003-2004 the calls were mostly concentrated in one large hot spot, while in 2012-2013 the calls were more dispersed resulting in multiple hot spots.

Legend

- Freeways
- County Boundary
- City Boundary
- Neighborhoods
- Rivers & Lakes
- Parks
- Density of Incidents**
Highest
Lowest



Reported Incidents Flagged as Gang Activity October 1, 2013 - May 31, 2014





Striving to Reduce Youth Violence Everywhere

<http://stryvepdx.wix.com/stryvepdx>

<https://www.facebook.com/STRYVEPDX>

