

Multnomah County Service Districts

**Dunthorpe-
Riverdale Sanitary
Service District No. 1
&
Mid-County Street
Lighting
District No. 14
Approved Budgets**



Fiscal Year 2010-2011

TABLE OF CONTENTS

Introduction.....	2
Explanation Of The Budget Document.....	2
Service Districts' Financial Policies.....	2
Summary Of Service Districts' Requirements	3
Summary Of Administrative Reimbursements	3
Budget Message — Dunthorpe Riverdale-Service District No. 1	4
General Fund Resources — Dunthorpe-Riverdale Service District No. 1	6
General Fund Expenditure Summary — Dunthorpe-Riverdale Service District No. 1.....	7
Budget Message — Mid-County Service District No. 14	9
General Fund Resources — Mid-County Service District No. 14	10
General Fund Expenditure Summary — Mid-County-Service District No. 14	11

MULTNOMAH COUNTY SERVICE DISTRICTS' BUDGETS FOR FISCAL YEAR 2010-2011

Introduction

Multnomah County's Service Districts have been created under the provisions of the Oregon Revised Statutes, Chapter 451, to provide construction and operation of sanitary sewer systems and to provide street lighting in particular areas of the County.

The Multnomah County Board of Commissioners serves as the governing body of each District. The budget committee for each District consists of the members of the Board and residents of the District appointed by the Board.

The annual budget for each District is prepared under the direction of a budget officer designated by the Board. The budget committee reviews the annual budget and approves it, either as submitted by the budget officer or with revisions requested by the committee.

These procedures fulfill the requirements of Oregon's Local Budget Law (ORS 294), which provides specific methods for obtaining public review and comment on the financial and administrative policies of the Districts.

Explanation of the Budget Document

This document consists of a detailed schedule of the resources and requirements of each of the two Districts in Multnomah County.

Preceding the financial information for each District is a brief budget message, which discusses special items pertaining to the individual District, including any major changes in either resources or requirements.

Service Districts' Financial Policies

Multnomah County Departments of Community Services and County Management provide administrative and financial services respectively, to the two districts. Each district is, however, a separate and independent financial entity. Expenses incurred, such as administration, finance and engineering are met with revenue from sewer user charges, connection fees and/or assessments to real property within the street lighting or sanitary sewer service district.

For the purposes of countywide financial reporting, each district is treated as an Enterprise Fund and accounted for on the accrual basis of accounting. This practice conforms to generally accepted accounting principles (GAAP). Under the accrual basis of accounting, all revenues are recorded at the time they are earned and expenditures are recorded at the time they are incurred. Budgets and comparative historical cost summaries are prepared using these bases. This practice conforms to Oregon's Local Budget Law.

Summary of Service Districts' Requirements








SERVICE DISTRICT	ACTUAL 07-08	ACTUAL 08-09	BUDGET 09-10	APPROVED 10-11
Dunthorpe-Riverdale Service District No. 1	\$874,159	\$1,007,149	\$1,206,500	\$1,157,750
Mid-County Service District No. 14	\$663,999	\$597,755	\$596,000	\$587,844
TOTAL	\$1,538,158	\$1,604,904	\$1,802,500	\$1,745,594

Summary of Administrative Reimbursements (Charges by Multnomah County to Service Districts)

SERVICE DISTRICT	ACTUAL 07-08	ACTUAL 08-09	BUDGET 09-10	APPROVED 10-11
Dunthorpe-Riverdale Service District No. 1	\$36,491	\$46,163	\$46,250	\$47,500
Mid-County Service District No. 14	\$42,299	\$45,169	\$46,250	\$46,250
TOTAL	\$78,790	\$91,332	\$92,500	\$93,750

DUNTHORPE-RIVERDALE SEWER DISTRICT NO. 1
Budget Committee Approval

The following members of the budget committee for the Dunthorpe-Riverdale Sewer District met on April 22, 2010 and approved the proposed budget for Fiscal Year 2010-2011:

 Jeff Cogen	 Ruth Spetter
 Deborah Kafoury	Jeffery Van Osdel
 Barbara Willer	
 Judy Shiprack	
 Diane McKeel	

MULTNOMAH COUNTY SERVICE DISTRICTS' APPROVED BUDGETS FOR FISCAL YEAR 2010-2011

Budget Message — Dunthorpe-Riverdale Service District No. 1

This District was formed in the middle 1960's and by 1970 had removed a significant source of pollution from the Willamette River. Its 560 clients are mainly located in unincorporated Multnomah County with a few customers in northern Clackamas County. Through its wastewater management program, the District is able to provide high quality service to ratepayers while protecting the area's sensitive surface water features from sanitary sewer overflows.

The District contracts with the City of Portland's Bureau of Environmental Services (BES) to maintain the District's lines and treats the sewage flow at Portland's Tryon Creek Treatment Plant. BES also provides design and engineering services for construction, reconstruction, and/or improvement of the District's facilities. The District continues to coordinate planned capital maintenance projects with the City of Portland Water Bureau's capital program. The fiscal year 2011 capital program is proposed at \$200,000. The capital work will focus on preliminary engineering for the planned rehabilitation of the force main pipe exiting the Riverview pump station, final construction payments associated with Elk Rock bypass pipe, site improvements at the Elk Rock pump station and miscellaneous smaller pipe rehabilitation projects spread throughout the District. The Projects are identified in the District's twenty (20) year sanitary systems facilities plan as requiring attention to ensure the District is prepared to offer reliable service to the properties it serves.

The current service charge is \$114.00 per month for line connections to the District system. To meet the anticipated treatment, maintenance, debt repayment and capital requirements for FY 2011 the District rate was approved to move to \$ 119.00 per month. This new rate provides the District with the necessary operating resources to match needs. An unappropriated ending fund balance at 350,250 is intended to support the District's capital plan.

**FORM
LB-20**

**RESOURCES
GENERAL
(Fund)**

**DUNTHORPE-RIVERDALE DISTRICT No. 1
(Name of Municipal Corporation)**

	Historical Data			RESOURCE DESCRIPTION	Budget for Next Year 2010 - 2011			
	Actual		Adopted Budget This Year 2009 - 2010		Proposed By Budget Officer	Approved By Budget Committee	Adopted By Governing Body	
	Second Preceding Year 2007 - 08	First Preceding Year 2008 - 09						
1				1. Available cash on hand* (cash basis) or				1
2	\$227,079	\$291,275	\$430,000	2. Net working capital (accrual basis)	\$345,000	\$345,000		2
3	\$9,704	\$11,168	\$6,500	3. Previously levied taxes estimated to be received	\$10,000	\$10,000		3
4	\$24,193	\$11,536	\$12,500	4. Interest	\$8,000	\$8,000		4
5				5. Transferred IN, from other funds				5
6				6 OTHER RESOURCES				6
7	\$15,111	\$10,028	\$2,500	7 Connection Fees / Service reimbursements	\$2,500	\$2,500		7
8	\$598,072	\$683,142	\$755,000	8 Sewer Assessments	\$792,250	\$792,250		8
9				9				9
10				10				10
11				11				11
12				12				12
13				13				13
14				14				14
15				15				15
16				16				16
17				17				17
18				18				18
19				19				19
20				20				20
21				21				21
22				22				22
23				23				23
24				24				24
25				25				25
26				26				26
27				27				27
28				28				28
29	\$874,159	\$1,007,149	\$1,206,500	29. Total resources, except taxes to be levied	\$1,157,750	\$1,157,750	\$0	29
30				30. Taxes estimated to be received				30
31				31. Taxes collected in year levied				31
32	\$874,159	\$1,007,149	\$1,206,500	32. TOTAL RESOURCES	\$1,157,750	\$1,157,750	\$0	32

*Includes ending balance from prior year

**FORM
LB-30**







**REQUIREMENTS SUMMARY
BY FUND, ORGANIZATIONAL UNIT OR PROGRAM
GENERAL
DUNTHORPE-RIVERDALE SERVICE DISTRICT No. 1**

	Historical Data			REQUIREMENTS DESCRIPTION	Budget For Next Year 2010 - 2011			
	Actual		Adopted Budget This Year 2009 - 10		Proposed By Budget Officer	Approved By Budget Committee	Adopted By Governing Body	
	Second Preceding Year 2007 - 08	First Preceding Year 2008 - 09						
				PERSONAL SERVICES				
1				1				1
2				2				2
3				3				3
4				4				4
5				5				5
6				6				6
7	\$0	\$0	\$0	7 TOTAL PERSONAL SERVICES	\$0	\$0	\$0	7
				MATERIALS AND SERVICES				
8	\$318,424	\$328,068	\$340,000	8 System maintenance and disposal	\$394,000	\$394,000		8
9	\$36,491	\$46,163	\$46,250	9 Administrative Costs	\$47,500	\$47,500		9
10	\$94,314	\$94,314	\$95,000	10 Other District Expenses (incl. debt payment)	\$116,000	\$116,000		10
11	\$3,258			11 Pass-through (Connection Permit)				11
12				12				12
13				13				13
14	\$452,487	\$468,545	\$481,250	14 TOTAL MATERIALS AND SERVICES	\$557,500	\$557,500	\$0	14
				CAPITAL OUTLAY				
15	\$130,397	\$62,949		15				15
16			\$300,000	16 Elk Rock By Pass	\$66,000	\$66,000		16
17			\$35,000	17 Riverview Force Main Rehabilitation	\$23,000	\$23,000		17
18			\$80,000	18 Elk Rock Pump Station	\$67,000	\$67,000		18
19			\$35,000	19 Miscellaneous Pipe Repairs	\$44,000	\$44,000		19
20				20				20
21	\$130,397	\$62,949	\$450,000	21 TOTAL CAPITAL OUTLAY	\$200,000	\$200,000	\$0	21
				TRANSFERRED TO OTHER FUNDS				
22				22				22
23				23				23
24				24				24
25	\$0	\$0	\$0	25 TOTAL TRANSFERS	\$0	\$0	\$0	25
			\$50,000	26 OPERATING CONTINGENCY	\$50,000	\$50,000		
26	\$291,275	\$475,655		27 Ending balance (prior years)				26
27			\$225,250	28 UNAPPROPRIATED ENDING FUND BALANCE	\$350,250	\$350,250		27
28	\$874,159	\$1,007,149	\$1,206,500	29 TOTAL REQUIREMENTS	\$1,157,750	\$1,157,750	\$0	28

150-504-030 (Rev 12/09)

MID-COUNTY LIGHTING DISTRICT NO. 14
Budget Committee Approval

The following members of the budget committee for the Mid-County Lighting District met on April 22, 2010 and approved the proposed budget for Fiscal Year 2010-2011:

 Jeff Cogen	 Paula Watari
 Deborah Kafoury	
 Barbara Willer	
 Judy Shiprack	
 Diane McKeel	

MULTNOMAH COUNTY SERVICE DISTRICTS' APPROVED BUDGETS FOR FISCAL YEAR 2010-2011

Budget Message — Mid-County Service District No. 14

This County Service District originally known as Tulip Acres Lighting District when formed in 1967 now includes most of the unincorporated urban area of Multnomah County as well as the cities of Fairview, Maywood Park, and Troutdale. District growth has stabilized due to the substantial completion of municipal annexations.

Portland General Electric (PGE) provides energy and maintenance services for the District. The County's Department of Community Service's Road Services Division provides administration, illumination engineering, and design services to the District and its customers.

The District capital program has slowed significantly and has moved towards individual or small group pole replacement projects. The District proposes a \$25,000 capital pole replacement program for the fiscal year 2011 budget to respond to replace equipment that is at end of life.

The District's current assessment is \$45.00 per property per year. FY 2011 the District rate was approved to move to \$ 48.00 per year. This new rate provides the District with the necessary operating resources to match needs. An unappropriated ending fund balance of \$137,594 is intended to support future replacement of depreciated District equipment.

**FORM
LB-20**

**RESOURCES
GENERAL
(Fund)**

MID-COUNTY DISTRICT No. 14
(Name of Municipal Corporation)

	Historical Data			RESOURCE DESCRIPTION	Budget for Next Year 2010 - 2011			
	Actual		Adopted Budget This Year 2009 - 2010		Proposed By Budget Officer	Approved By Budget Committee	Adopted By Governing Body	
	Second Preceding Year 2007 - 08	First Preceding Year 2008 - 09						
1				1. Available cash on hand* (cash basis) or				1
2	\$378,731	\$329,606	\$246,000	2. Net working capital (accrual basis)	\$221,344	\$221,344		2
3	\$5,988	\$5,608	\$5,000	3. Previously levied taxes estimated to be received	\$6,000	\$6,000		3
4	\$17,528	\$6,897	\$10,000	4. Interest	\$2,500	\$2,500		4
5				5. OTHER RESOURCES				5
6	\$254,100	\$255,644	\$335,000	6 Assessments	\$358,000	\$358,000		6
7	\$7,652			7 Other				7
8				8				8
9				9				9
10				10				10
11				11				11
12				12				12
13				13				13
14				14				14
15				15				15
16				16				16
17				17				17
18				18				18
19				19				19
20				20				20
21				21				21
22				22				22
23				23				23
24				24				24
25				25				25
26				26				26
27				27				27
28				28				28
29	\$663,999	\$597,755	\$596,000	29. Total resources, except taxes to be levied	\$587,844	\$587,844	\$0	29
30				30. Taxes estimated to be received				30
31				31. Taxes collected in year levied				31
32	\$663,999	\$597,755	\$596,000	32. TOTAL RESOURCES	\$587,844	\$587,844	\$0	32

*Includes ending balance from prior year

**FORM
LB-30**

**REQUIREMENTS SUMMARY
BY FUND, ORGANIZATIONAL UNIT OR PROGRAM
GENERAL
MID-COUNTY DISTRICT No. 14**

	Historical Data			REQUIREMENTS DESCRIPTION	Budget For Next Year 2010 - 2011			
	Actual		Adopted Budget This Year 2009 - 10		Proposed By Budget Officer	Approved By Budget Committee	Adopted By Governing Body	
	Second Preceding Year 2007 - 08	First Preceding Year 2008 - 09						
				PERSONAL SERVICES				
1				1				1
2				2				2
3				3				3
4				4				4
5				5				5
6				6				6
7	\$0	\$0	\$0	7 TOTAL PERSONAL SERVICES	\$0	\$0	\$0	7
				MATERIALS AND SERVICES				
8	\$272,319	\$311,579	\$290,000	8 Energy, maintenance and pole rental expenses	\$304,000	\$304,000		8
9				9 (services provided by Portland General				9
10				10 Electric)				10
11	\$42,299	\$45,169	\$46,250	11 Administrative costs (reimbursment to county	\$46,250	\$46,250		11
12				12 general fund and road fund)				12
13	\$3,022	\$2,464	\$50,000	13 Other expenses	\$50,000	\$50,000		13
14	\$317,640	\$359,212	\$386,250	14 TOTAL MATERIALS AND SERVICES	\$400,250	\$400,250	\$0	14
				CAPITAL OUTLAY				
15	\$16,753		\$25,000	15 Equipment Replacement	\$25,000	\$25,000		15
16				16				16
17				17				17
18				18				18
19				19				19
20				20				20
21	\$16,753	\$0	\$25,000	21 TOTAL CAPITAL OUTLAY	\$25,000	\$25,000	\$0	21
				TRANSFERRED TO OTHER FUNDS				
22				22				22
23				23				23
24				24				24
25	\$0	\$0	\$0	25 TOTAL TRANSFERS	\$0	\$0	\$0	25
			\$25,000	26 OPERATING CONTINGENCY	\$25,000	\$25,000		
26	\$329,606	\$238,543		27 Ending balance (prior years)				26
27			\$159,750	28 UNAPPROPRIATED ENDING FUND BALANCE	\$137,594	\$137,594		27
28	\$663,999	\$597,755	\$596,000	29 TOTAL REQUIREMENTS	\$587,844	\$587,844	\$0	28

150-504-030 (Rev 12/09)