




SUN Service System


*Briefing to the Board of County Commissioners
November 20, 2012*





Briefing Overview

- ▶ SUN Service System Foundation
- ▶ Service Delivery & Alignment
- ▶ System Oversight & Partnership
- ▶ Aligning & Leveraging Resources
- ▶ Accomplishments
- ▶ Looking Forward





"Could someone help me with these?
I'm late for math class."



Underlying Policy

Built upon 2 broad policy areas:

- ▶ Supporting education and school success as a means to reduce poverty
- ▶ Improving the way resources for students and their families were delivered by developing a school-based delivery model



School Age Policy Framework

Adopted by BCC in February 2003 – articulates County's role in supporting educational success

Significant policy changes:

- ▶ Equity
- ▶ Development of System of Care
- ▶ Shift to school-based services
- ▶ Culturally specific services and dedicated allocation
- ▶ Alignment and integration of County services for youth and families (and alignment with community partners)



Specific Services Contracted Through the SUN Service System Division

- ▶ Parent Child Development Services
- ▶ Social & Support Services for Educational Success
- ▶ Anti Poverty/Prosperity Services
- ▶ SUN Community Schools
- ▶ Child & Family Hunger Relief
- ▶ Services for Sexual Minority Youth
- ▶ Alcohol, Tobacco & Other Drug Services



SUN Aligned Services

- ▶ Academic Support & Skill Development
- ▶ Early Childhood Programs
- ▶ Parent & Family Education & Involvement
- ▶ Anti-Poverty Programs
 - Basic Needs
 - Rent Assistance
 - Housing
 - Life Skills Development
- ▶ Health Services
- ▶ Mental Health & Addictions Services
- ▶ Library Services
- ▶ Links to & assistance with access to other government & community programs



Delivery Sites

Serving over 81,000 people per year through school-based & school-linked service sites:

67 SUN Community Schools

Regional Service Centers

- 6 geographically-based Regional Service Centers

Other convenient community locations

- Culturally specific service sites/centers
- Other community sites

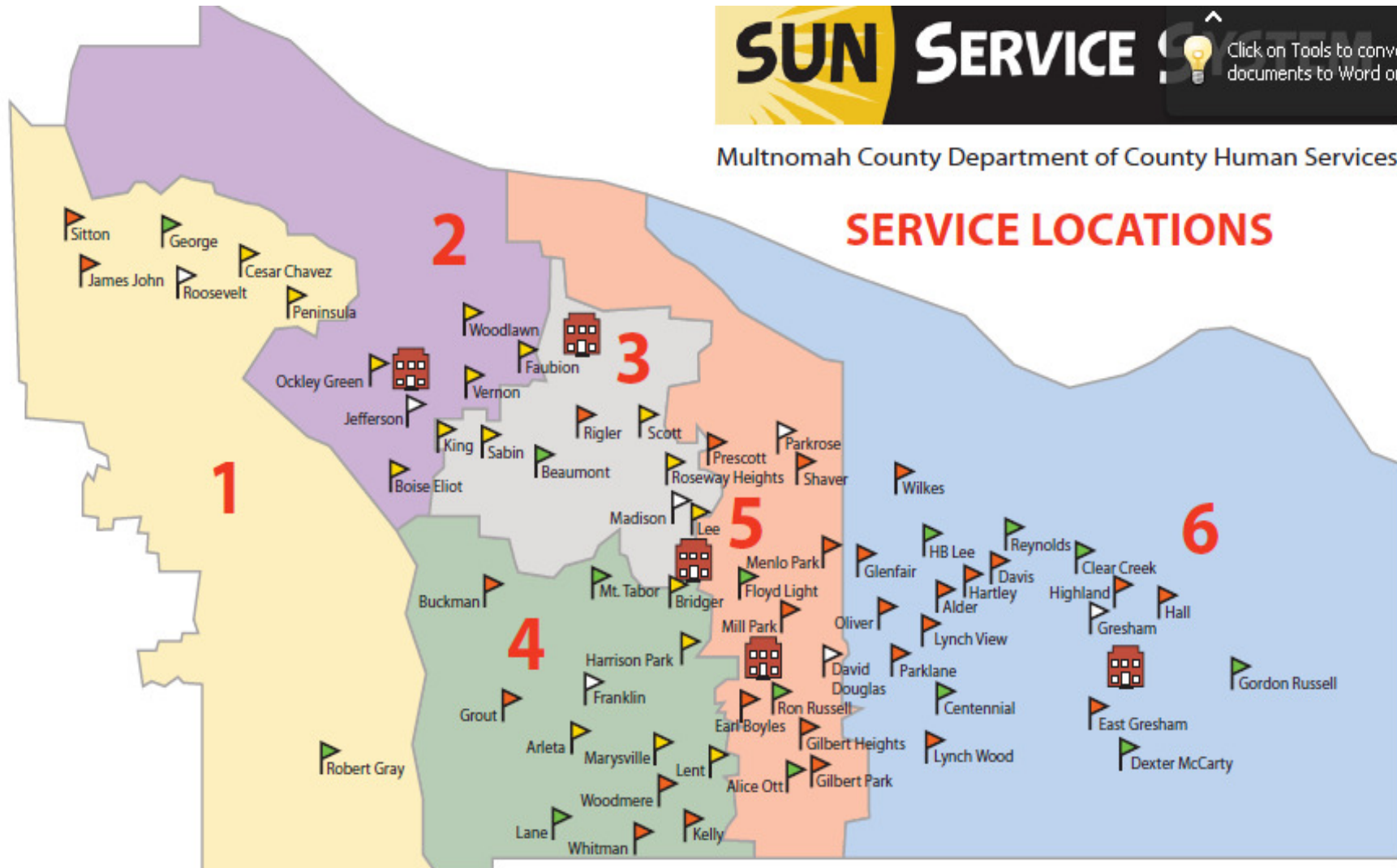


Building a Brighter Future for Kids and their Families



Multnomah County Department of County Human Services

SERVICE LOCATIONS



High School Clusters In Regions

- 1 Roosevelt, Lincoln, Wilson, Riverdale
- 2 Jefferson
- 3 Grant, Madison
- 4 Cleveland, Franklin
- 5 Parkrose, David Douglas
- 6 Reynolds, Centennial, Gresham, Barlow, Corbett



Regional Service Center



SUN Community School – Elementary (28)



SUN Community School – Middle (15)



SUN Community School – K-8 (17)



SUN Community School – High (7)



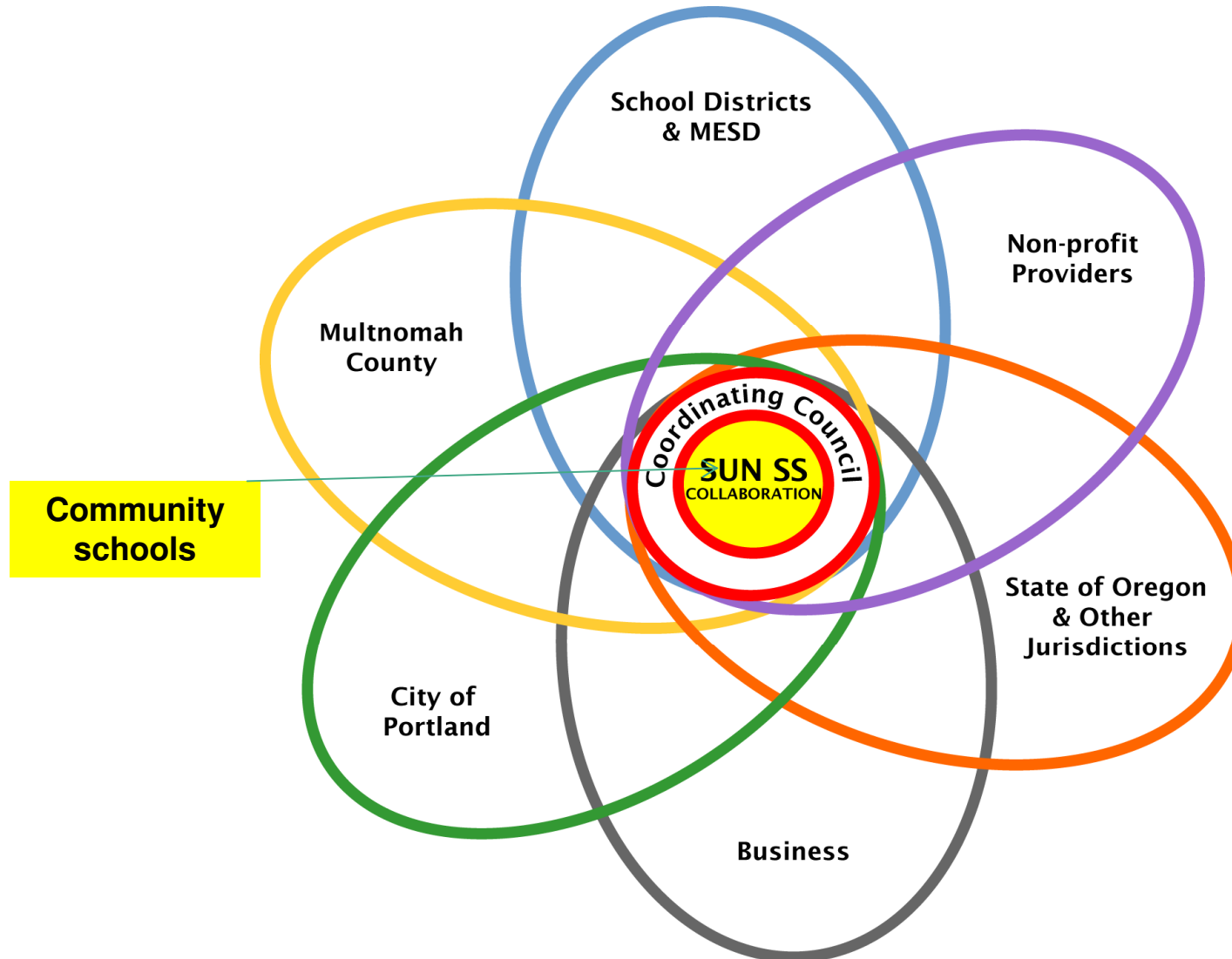


SUN Service System

Collaborative Systemic Partners

- ▶ Multnomah County
(Human Services, Health Dept, Library)
- ▶ City of Portland
(Parks Bureau, Housing, Planning, Children's Levy)
- ▶ 6 School Districts
(Reynolds, Centennial, David Douglas, Gresham Barlow, Parkrose, PPS)
- ▶ Coalition of Communities of Color
- ▶ State Dept. of Human Services
- ▶ Businesses
- ▶ Non-profit agencies

SUN Service System Collaboration





SUN Service System Coordinating Council

- ▶ Provides high-level system oversight and support to the SUN Service System to ensure shared responsibility and coordination
- ▶ Currently 17 members, representing key funders and partners in the System



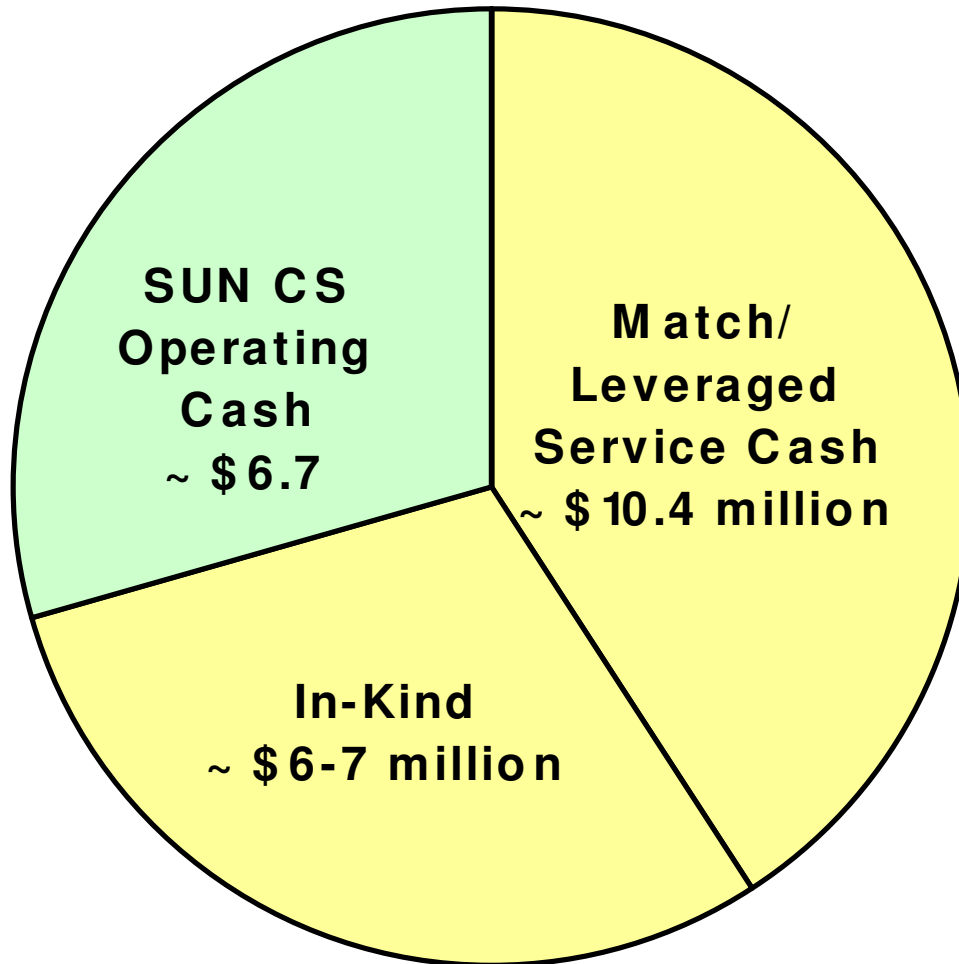
SUN Service System Contributions

SUN Service System Contributions (2011–2012)

Over **\$51 million total** in operational resources: leverage/in kind and cash.

Over **\$34 million cash** in aligned services
(anti-poverty, energy assistance, early childhood, health, A & D, etc.)

Attracting & Integrating Resources



**SUN Community
Schools
Total Aligned
Contributions
\$23.6 million**

\$10 million: School Districts

\$3.2 million: Multnomah County

\$1.6 million: City of Portland

\$ 2.2 million : Portland Children's
Levy

\$1.6 million federal grants

Private Sources

Community Organizations

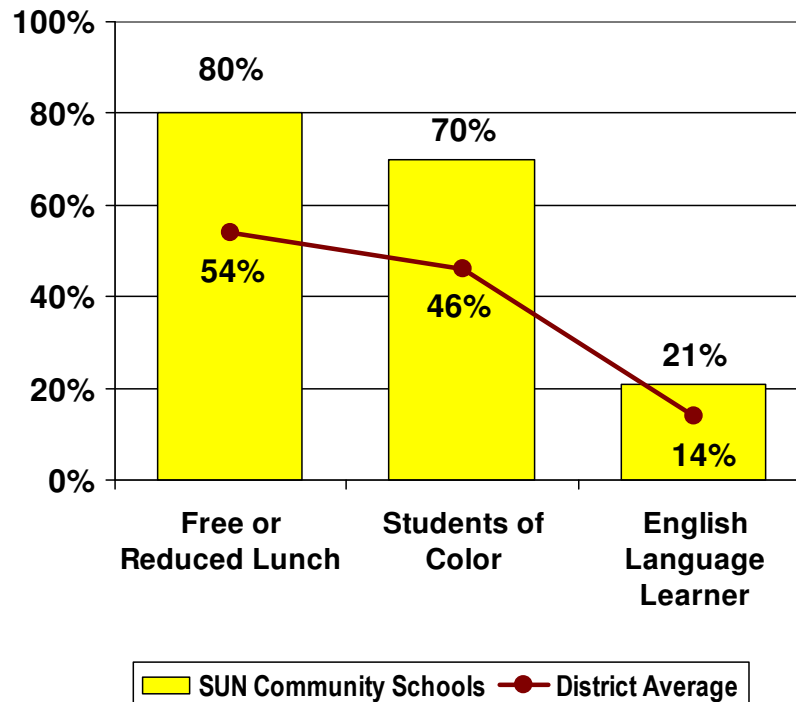


Accomplishments

- ▶ New partner investments: growth in # of SUN Community Schools & initiatives
- ▶ Emerging & evolving initiatives
 - Kindergarten Counts
 - Food pantries
 - Wellness & anti-violence
 - Training & Technical Assistance
- ▶ Co-Convening *Communities Supporting Youth Collaborative* with PSU (as part of C2C)
- ▶ Over 75 outreach visits and conversations with partners
- ▶ Included in several publications
- ▶ Service outputs & outcomes

SUN Collective Impact

Serving the Most Vulnerable Kids & Families



Of the 19,127 unduplicated children & youth served on 2010-2011:

80% received Free & Reduced Lunch

70% were students of color

21% were English Language Learners

FY 2010-11 data



Building a Brighter Future for Kids and their Families



SUN Collective Impact

Improving Academic Outcomes

- Average daily attendance was **94.5%**
- **74%** of students met state benchmarks or growth target in Reading
- SUN CS students average score gains were **equal to or higher than expected** in the majority of grades
- High School students earned **6.8 credits** on average
- **79%** of seniors graduated; an additional 12% returned for a 5th year



Contributing Indicators

Interim Academic Indicators & Youth Assets

- 74% of SUN CS students improved in at least one behavioral or asset area
- 86% of students identify that they have at least one adult who cares about them

Family Stability

- 96% of families remained in permanent housing after receiving support

Parent Involvement & Engagement

Community Safety & Vibrancy



Moving Forward

- ▶ Emergent & Urgent Issues
- ▶ SUN Service System Request for Proposals
- ▶ Equity Efforts
- ▶ Every School a Community School
- ▶ Cradle to Career



Questions & Conversation

