

[Back to Table of Contents](#)

Multnomah County

Service Efforts and Accomplishments FY2002

Page Intentionally Blank

Overview

In Brief . . .

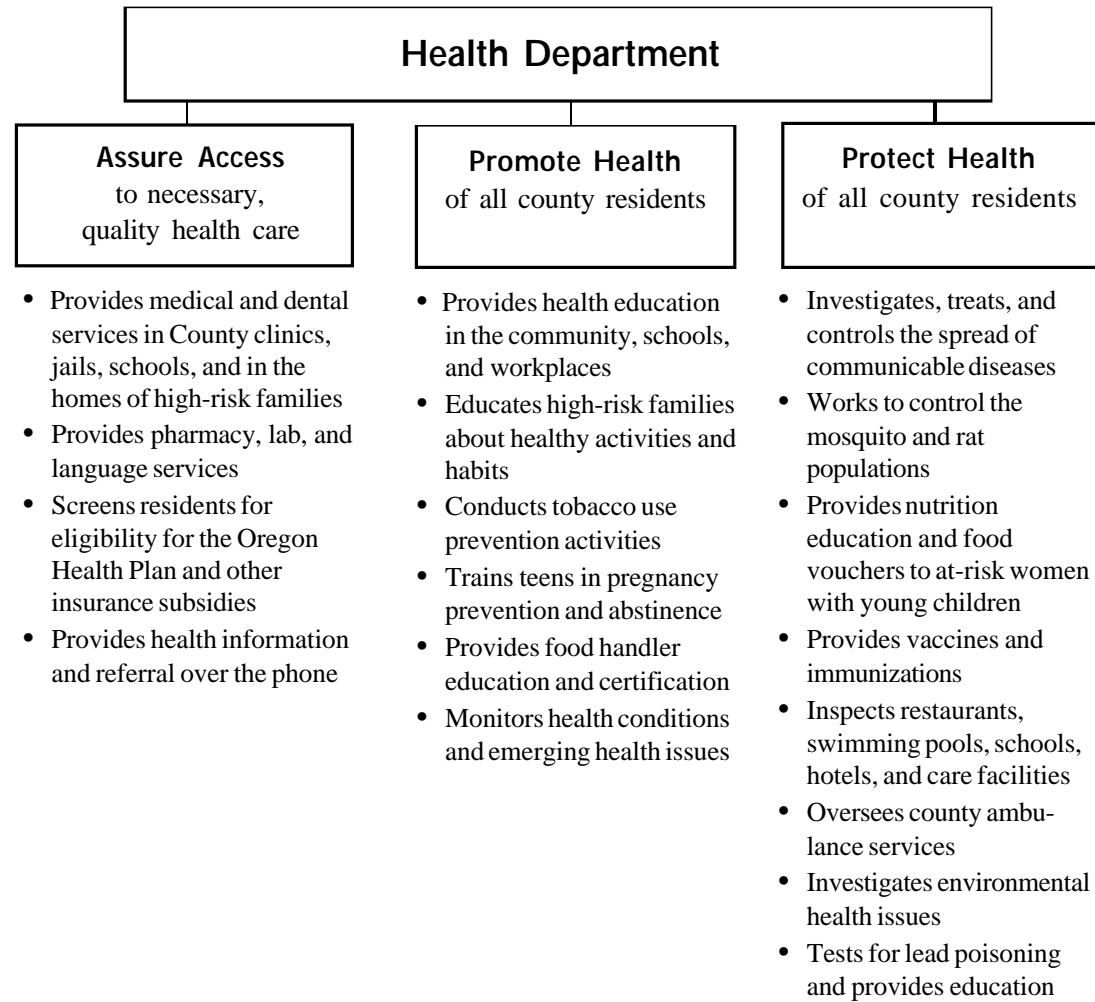
Accomplishments

- Started a program to prepare for and respond to bioterrorism and natural disasters
- Increased access by redesigning prenatal appointment schedule
- Redesigned pharmacies to respond better to increases in demand without adding staff
- Partnered with adjoining counties to reduce the mosquito population using natural pesticides
- Expanded Tuberculosis preventative therapy to the high-risk homeless population
- Negotiated better reimbursement rates for treating Medicaid clients

Issues

- Ongoing effort to prepare for Bioterrorism and natural disasters
- Assuring access to health care for vulnerable populations in light of increasing health care costs
- Rapid response to the expected arrival of West Nile Virus and other emerging infections

The Health Department works to assure, promote, and protect the health of the people of Multnomah County in partnership with the diverse communities it serves.



Health Department

Spending and Staffing

Spending

The Health Department spent \$96 million on services in Fiscal Year 2002 (July 1, 2001 – June 30, 2002), an increase of 27% over FY1998, but a 11% decrease from FY2001. Funds from state and federal sources have grown from 47% to 58% of total Department funding.

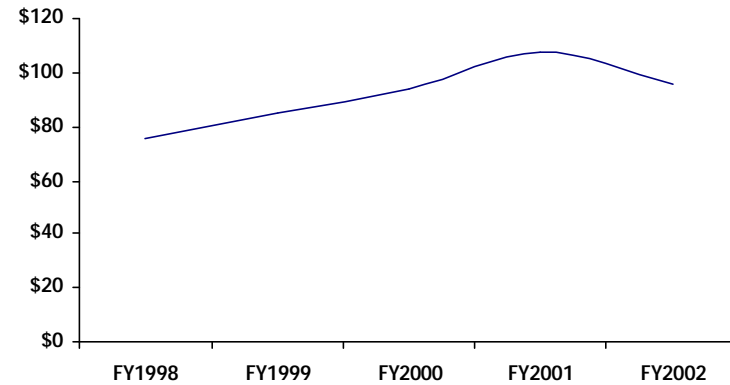
- Growth in state and federal funding accounts for about 96% of the increase.
- Funding sources for the Health Department in FY2002 were approximately \$56 million federal and state, \$6.5 million from user fees and other, and \$33.5 million from local sources.
- \$144 dollars were spent per County resident.

Staffing

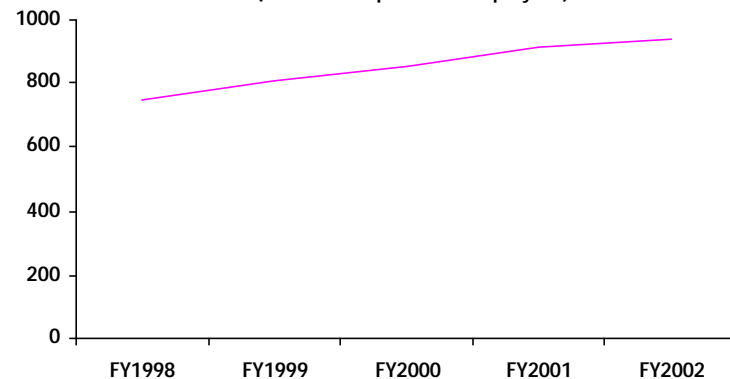
The number of hours worked by Health Department employees was equal to 935 full-time positions in FY2002. This was an increase of 26% since FY1998. According to the Department, the increase in staff was largely the result of additional grant and fee revenue.

Staff includes medical doctors, dentists, nurses, outreach workers, sanitarians, interpreters, epidemiologists, environmental health experts, health educators, nutritionists, and others.

Health Department Spending
(In Millions of \$, Adjusted for Inflation)



Health Department Staffing
(Full Time-Equivalent Employees)

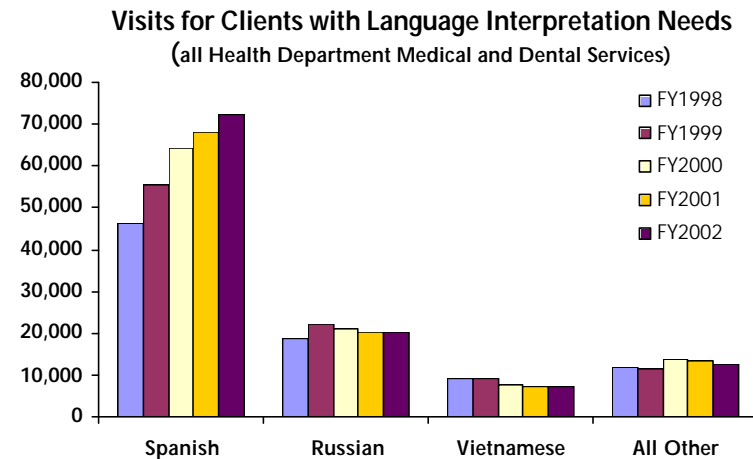
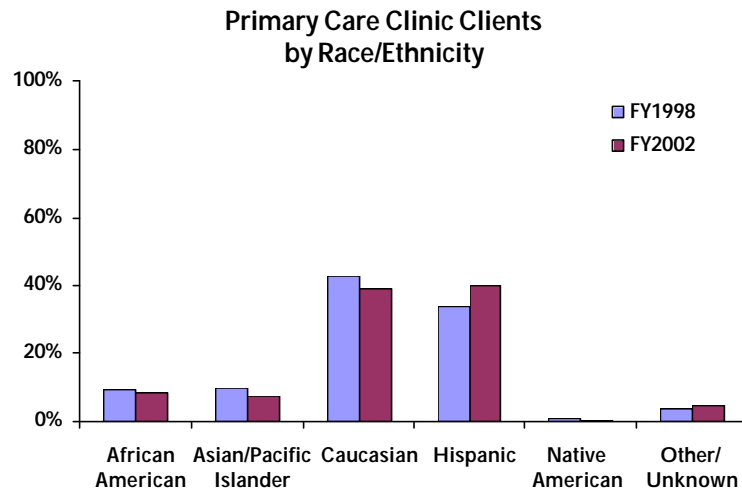


Health Department

Assure Access

The goal of the Health Department is to assure that every member of the community has a healthy environment and access to the prevention and treatment services necessary for good health. The Department manages resources and helps develop service systems in the community, especially for those who cannot afford care. The Department also provides services directly in County clinics.

Health Department clinic clients and their needs have been changing over the last few years. The 38% growth in the Hispanic client population in the last five years has contributed to a 57% growth in the number of Health Department clinic visits requiring Spanish language interpretation services.



Workload	FY1998	FY1999	FY2000	FY2001	FY2002
Corrections health visits (adult and juvenile)	91,201	101,141	105,931	98,902	94,099
Dental clinic visits	28,738	29,039	31,927	32,702	32,503
School medical clinic visits	28,526	30,206	29,788	33,834	35,443
Home and community health visits	29,448	32,076	31,196	35,667	38,363
Other medical (Primary Care, Tuberculosis, Sexually Transmitted Disease, and HIV Clinics)	124,660	135,109	140,636	141,764	140,231

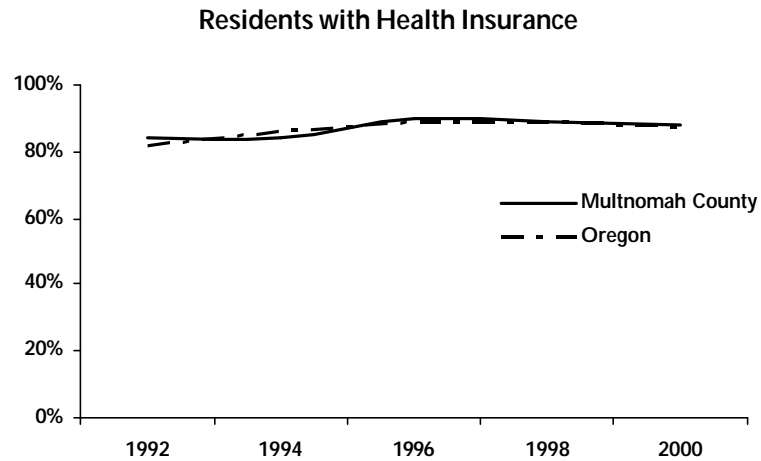
Efficiency	FY1998	FY1999	FY2000	FY2001	FY2002
*Cost per visit in Primary Care Clinic (adjusted for inflation)			\$174.39	\$200.26	\$207.61
*Cost of on-call interpretation for Primary Care Clinic visit (adjusted for inflation)	\$18.33	\$31.98	\$29.00	\$15.29	\$17.12
*Cost per prescription dispensed to County clients (adjusted for inflation)	\$24.14	\$26.47	\$27.53	\$29.19	\$24.28
*Measures do not include all administrative and overhead costs					

Health Department

Assure Access

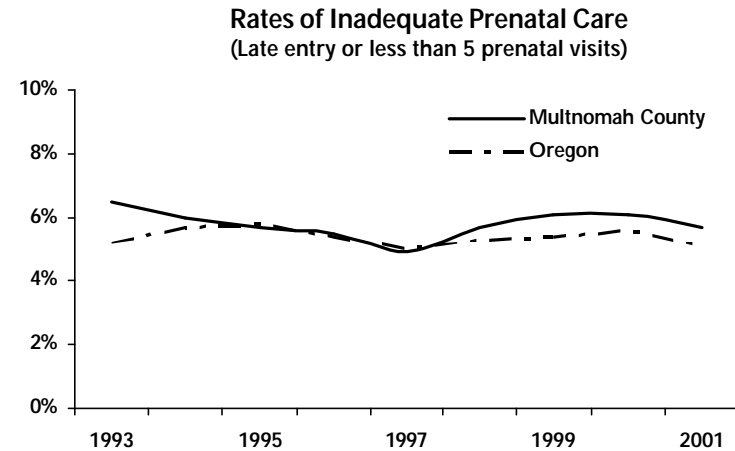
Insurance Coverage

Insurance coverage is an important indicator of access to health care. The Health Department routinely screens clients for the Oregon Health Plan and other insurance plans that help at-risk citizens obtain needed health care. The percent of Multnomah County residents with health insurance has declined only slightly since rising six percentage points in 1996.



Prenatal Care

The percentage of women who receive prenatal care is another indicator of access to health care and is one of the County's performance benchmarks. The rate of pregnant women in Multnomah County who have inadequate prenatal care decreased since 1993 to 5.7 % in 2001, but is still above its recent low point of 4.9 % in 1997.



Results

Percent of health clinic clients who rated the quality of care they received as excellent or good

FY1998	FY1999	FY2000	FY2001	FY2002
N/A	98%	98%	N/A	N/A

Health Department

Promote Health

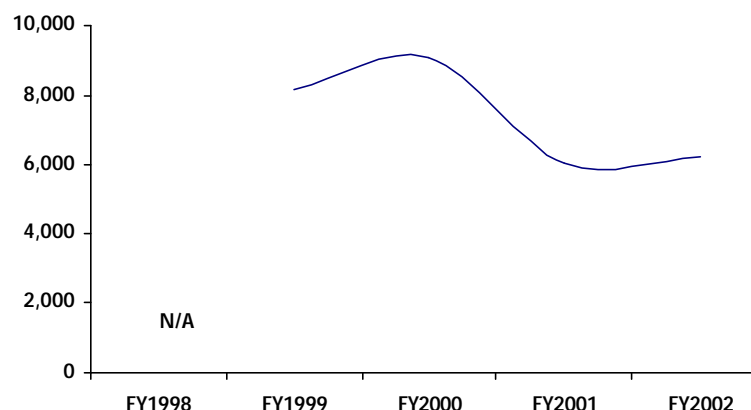
The Health Department also promotes the health of all residents of Multnomah County. Health promotion relies on reaching out to individuals, groups, and communities. The Department helps people adopt healthy habits by increasing their knowledge and skills through education in schools, the workplace, and other locations. Topics include disease risk reduction, pregnancy prevention, safe food handling, lead poisoning prevention, and workplace health.

Promoting healthy behaviors and preventing disease can have large economic benefits. For example, one 1997 national study shows that, for every dollar spent on prevention, the following savings are possible:

Prenatal Care	\$3.38
Sexually transmitted diseases	\$3.00
Measles, Mumps, Rubella	\$14.40
WIC nutrition programs	\$2.45

The drop in the number of community education program participants was primarily the result of a change in the best practices model, from group informational sessions on HIV/AIDS to work with individuals on risk reduction.

Community Education Program Participants
(HIV/AIDS, Occupational Health,
Tuberculosis, Communicable Diseases)



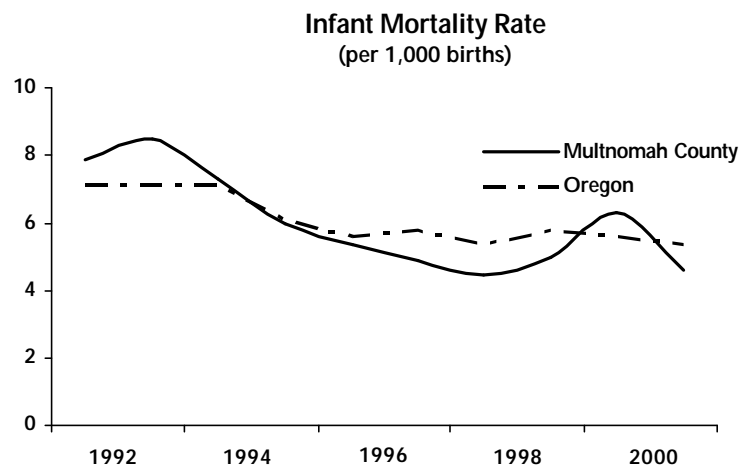
Workload	FY1998	FY1999	FY2000	FY2001	FY2002
Participants in children's dental education programs	25,670	27,943	27,917	26,066	27,471
Abstinence and family planning teen program participants	6,770	6,345	6,846	5,908	6,420
HIV reductions contacts with injection drug users (outreach, education, needle exchange)	7,895	7,896	8,473	6,889	6,280
Results	FY1998	FY1999	FY2000	FY2001	FY2002
Percent of family planning clients in School-Based Health Clinics who do not get pregnant during the year	96%	96%	96%	93%	97%
New HIV positive tests	144	98	103	115	N/A

Promote Health

The Health Department targets efforts on affecting people's health behaviors to improve the overall health of the community. They focus on health issues that can lead to other social and health problems, such as teen pregnancy, prenatal and neonatal care, smoking, and lifestyle habits that negatively affect health.

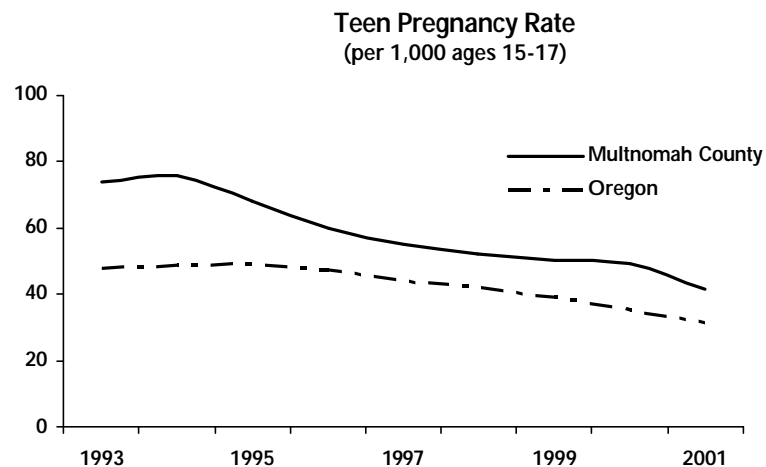
Infant Health

The Department provides prenatal and infant health services through its Primary Care Clinics, community health nurses and workers, teen programs, and Women, Infant, and Children (WIC) program. The infant mortality rate is an indicator of progress in meeting the health needs of mothers. The infant mortality rate in Multnomah County has generally declined over time, with significant improvements among African American infants.



Teen Pregnancy

The Department has a number of programs that work with teens in schools and the community. It trains high school teens to provide health outreach and abstinence education to students in middle schools, educates young mothers on the benefits of postponing having another child until they are older, and provides family planning services. The teen pregnancy rate for Multnomah County has been decreasing faster than for the state as a whole, but is still slightly above the state.



Promote Health

Health Risk Factors

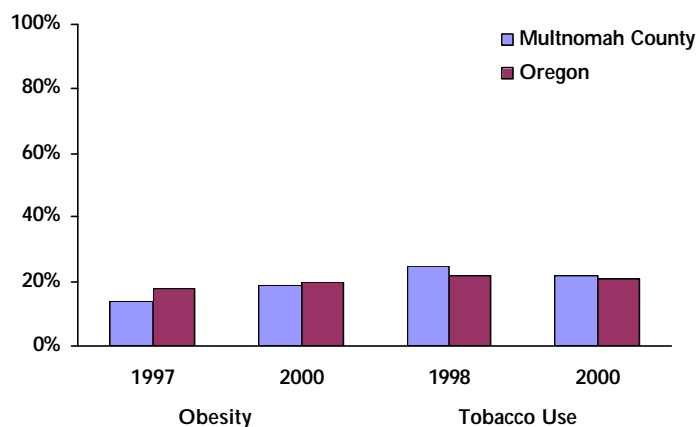
Results from a survey on health risk factors show that respondents from Multnomah County compare closely with the state as a whole. However,

- County respondents' obesity rates have increased faster than residents of the state as a whole.
- County respondents' rates of tobacco use decreased faster than residents of the state as a whole.

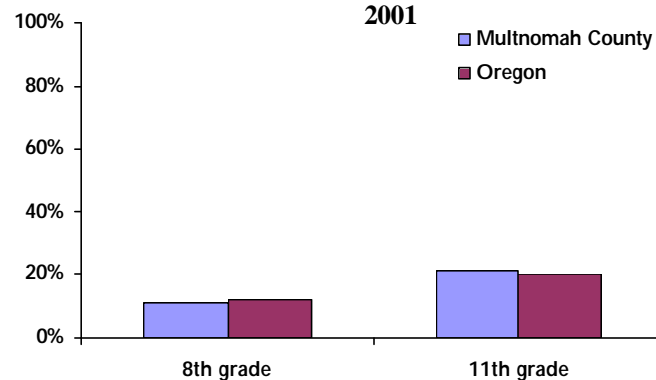
Tobacco Use

The Health Department works to reduce and prevent tobacco use among youth and adults. They have projects underway to reduce youth access to tobacco, enforce the smoke free workplace law, promote smoke free environments, reduce tobacco advertising and promotion, and provide linkages to cessation programs.

Health Risk Factor Survey Results



Multnomah County and Oregon Youth Who Smoke Cigarettes by Grade 2001



Health Department

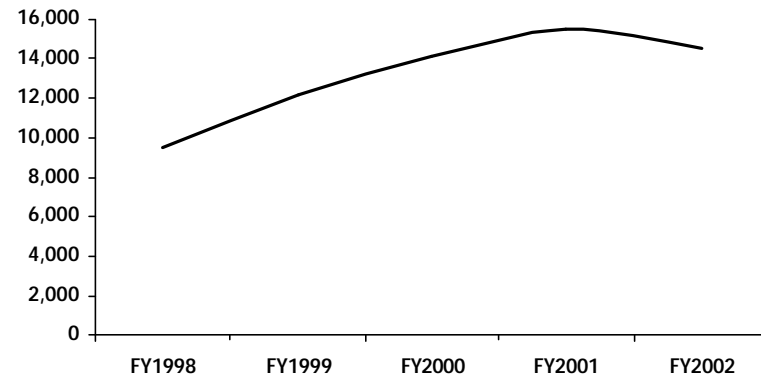
Protect Health

The Health Department helps protect Multnomah County residents from diseases, injuries, and the effects of natural disasters. The Department investigates the outbreak of diseases and community conditions that affect health and carries out activities that control diseases and their impacts. Many of these services are invisible to the public such as inspections of food safety, control of communicable diseases, and regulation of businesses and workplaces that affect people's health.

As part of its protection work, the Health Department also provides prevention services such as a nutrition program for low-income pregnant women and children, dental services for children, vaccinations for overseas travelers, immunizations for children, and flu shots.

It also oversees the County's emergency medical response and ambulance system.

Children Immunized by the Health Department

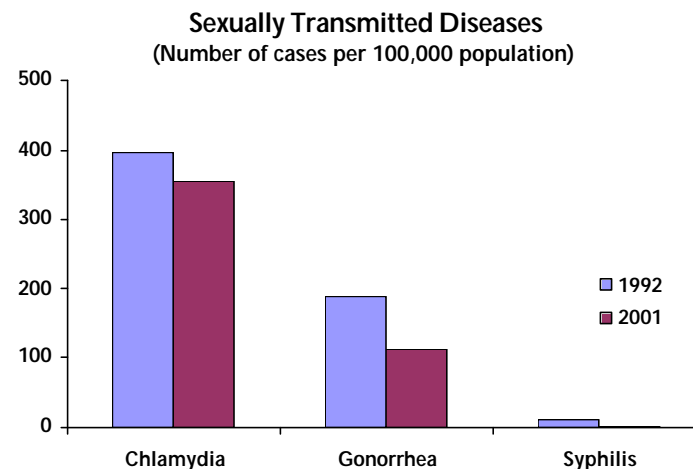
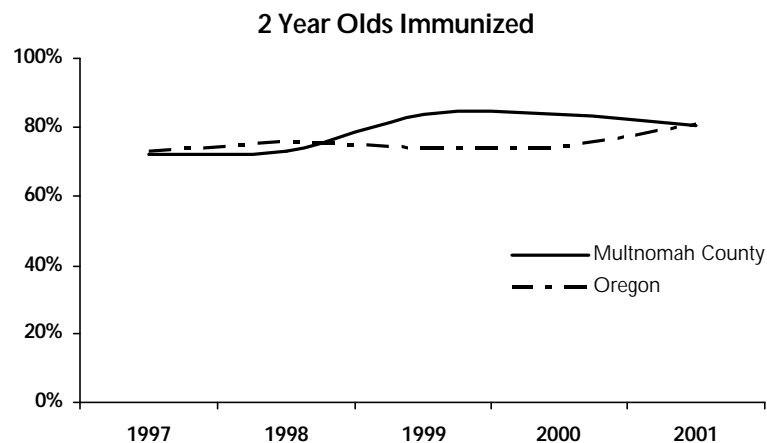


Workload	FY1998	FY1999	FY2000	FY2001	FY2002
Environmental health inspections (restaurants, swimming pools, schools, hotels, care facilities, and drinking water)	N/A	8,757	10,503	9,847	10,245
Children participating in dental fluoride and sealant programs	35,187	37,530	35,071	37,235	36,903
Women, infants, and children served in the WIC program	24,112	23,589	22,337	24,091	25,158
Flu vaccinations at health clinics	3,158	3,197	3,017	2,251	2,640
Investigations of lead poisoning in children	N/A	24	20	22	28
Results	FY1998	FY1999	FY2000	FY2001	FY2002
Percent of ambulance calls that arrived in under 8-minutes	90%	91%	93%	90%	91%

Health Department

Protect Health

Programs that protect health benefit both individuals and the community as a whole. Two primary concerns for health protection are increasing the rate of immunization among children and controlling the spread of sexually transmitted diseases. The Department has made long-term progress in reducing the spread of sexually transmitted diseases. The percentage of 2 year olds immunized within the county has declined slightly in recent years.



Results

Percent of reported cases of the following sexually transmitted diseases interviewed for sexual contacts

Gonorrhea
Syphilis
Chlamydia

	FY1998	FY1999	FY2000	FY2001	FY2002
Gonorrhea	90%	90%	71%	86%	86%
Syphilis	100%	95%	50%	80%	100%
Chlamydia	74%	50%	51%	64%	69%

[Back to Table of Contents](#)

[Next Section](#)

Page Intentionally Blank