



# Board of County Commissioners

Project Update  
April 19, 2016

# Agenda

- Project Management Dashboard
- Equity Dashboard
- Opening Day
- Construction Update
- Looking Ahead

# **Project Management Dashboard**



# Sellwood Bridge Project Dashboard

<http://www.sellwoodbridge.org/>

April 2016

Page 1 of 2

Period: February 1 - March 31, 2016

## Schedule Milestones

	Estimated Completion	Status
- Long-Term Maintenance IGA	Spring '16	On-going
- Macadam Bay Driveway	Spring '16	On-going
- Main Bridge Completion	Spring '16	On-going
- Prelim. Greenroads Cert.	Spring '16	On-going
- Final Property Transfers	Summer '16	On-going
- Metro Agreement	Summer '16	On-going
- Replaced Trolley Facilities	Fall '16	On-going
- Overall Project completion	Fall '16	On-going

## Recent & Upcoming Meetings and Board Actions

- BCC Briefing	10/6/15
- BCC Briefing	12/15/15
- BCC Briefing	2/23/16
- BCC Briefing	4/19/16
- BCC Briefing	6/21/16
- BCC Briefing	8/23/16
- BCC Briefing	10/25/16

## Public Involvement

Thru March, 2016

- Coordination/outreach (SMILE, businesses, schools) RE: bridge
- Provided ongoing traffic and construction updates
- Kept bridge neighbors informed of ongoing work

## December 2012 Project Funding Plan

Multnomah County VRF (Collected)	\$ 22,708,000
Multnomah County VRF (Bonded)	\$ 141,684,000
City of Portland	\$ 74,750,000
Oregon Jobs and Transportation Act	\$ 30,000,000
2012 Oregon Legislature	\$ 5,000,000
Federal funds carryover from planning	\$ 15,658,000
Federal TIGER III Act	\$ 17,700,000
<b>TOTAL</b>	<b>\$ 307,500,000*</b>

\*VRF provides adequate funds to cover anticipated County expenditures

## Stakeholder Issues

Thru March, 2016

- Community participation in 2-25-16 bridge farewell
- Community participation in 2-27-16 bridge opening celebrations
- Construction coordination w/ Macadam Bay residents & Freeman
- Coordination with river users during demolition of old bridge

## Project Expenditures (post-ROD)

Thru February, 2016

	\$ Spent	Status
ROW	\$ 25,404,368	As of February 29, 2016, with 90% of construction complete, the projected cost is anticipated to be \$321,133,624 at completion, which is 4.4% above the December 2012 project budget.
Design/pre-con.	\$ 29,183,953	
Construction	\$ 232,042,311	
<b>Grand Total</b>	<b>\$ 286,630,632</b>	

## Social Equity

Thru December 31, 2015

A&E Team (Design) Sep '12	Goal	To Date	Status
DBE	7%, (\$1.0m)	9.0%	Complete
MWESB	13%, (\$1.8m)	14.9%	Complete
CM/GC Contractor	Goal	To Date	Status
DBE (Committed)	4%	4.0%	On Target
DMWESB (Contracted)	20%	19.8%	On Target
Workforce Women	14%	13.0%	Near Target
Diversity Minority	20%	28.0%	Above Target

Note: DMWESB goals/targets published Sept 2011 from CM/GC in subcontracting plan.

## News Headlines

- [Crowd bids farewell to Sellwood Bridge \(Portland Tribune\)](#)
- [New Sellwood Bridge has tie-up on first day \(Oregonian\)](#)
- [Sellwood Bridge will get wider, buffered bike lane \(Bike Portland\)](#)
- [Sellwood Bridge opening event celebration \(Sellwood Bee\)](#)
- [Sellwood Bridge closed for weekend \(Oregonian\)](#)

**Followers:** - Weekly email updates = 730  
- Twitter account = 1391

## Sustainability

- Greenroads Certification progress (interim) review - pending comments
- Reuse and recycling of onsite materials continues
- Preparations and completion of park, stream, and habitat restoration
- Advancements to the Regional Trail connectivity
- Advancements to pedestrian, bicycle, and transit facilities

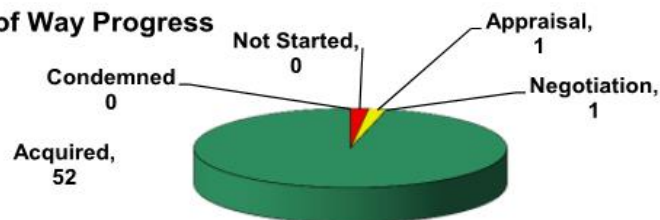
## Design Accomplishments

- Coordination with WSL Consortium on trolley replacement facilities
- Coordination with PGE, Freeman Motors, and PBOT for Macadam Bay Driveway
- Continued coordination/support for main bridge span, and surrounding facilities

## Construction Accomplishments

- West interchange pedestrian refuge islands poured
- Bridge railing installation continues
- Continued work related to Macadam Bay and Freeman Motors driveway
- Interchange ramp / shift to next phase of traffic control
- Interchange and main bridge span work nearly complete

## Right of Way Progress



***ROW actions to be completed = 54***

***Current as of February, 2016***

## Upcoming Site Work

- Preparing to pave 2nd through lane on OR 43
- Continued work to remove old Sellwood Bridge deck
- Preparing to remove old Sellwood Bridge truss
- Multi-Use Path bridge construction
- Sellwood Harbor garage construction

# Diversity Dashboard

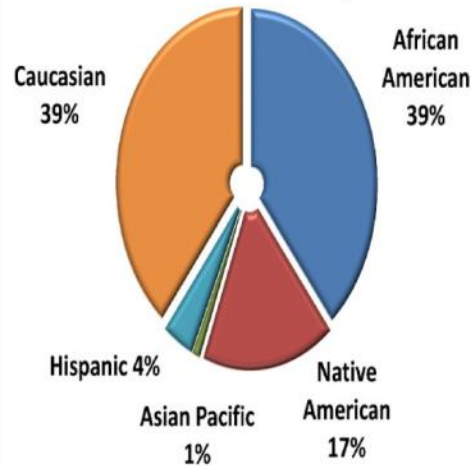


# April 2016 Sellwood Small Business Dashboard

## Summary

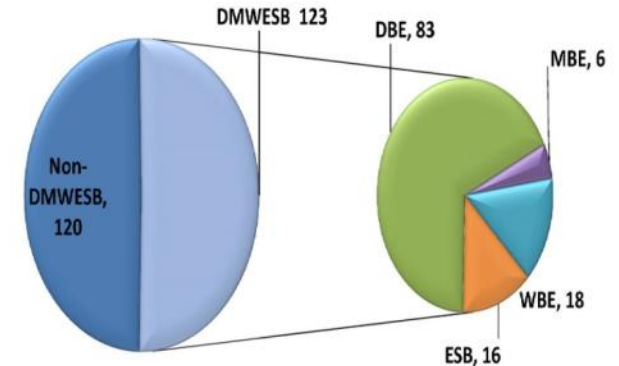
- These charts are based on contracts and dollars awarded.
- The contractor's goal is to award 20% of total contract dollars to DMWESB firms. Currently, the DMWESB Contracted is 19.83% and the DMWESB Paid is 16.73%.

## DMWESB Ethnicity

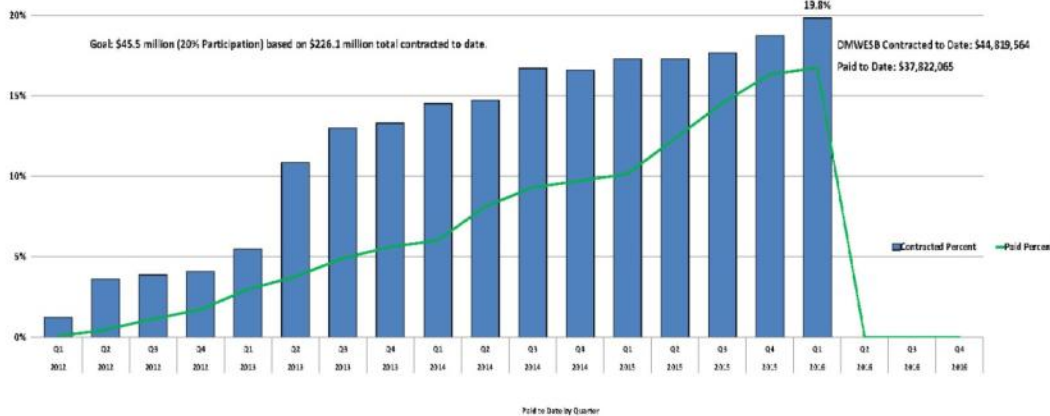


## Total Contracts Awarded

Total Contracts - 243



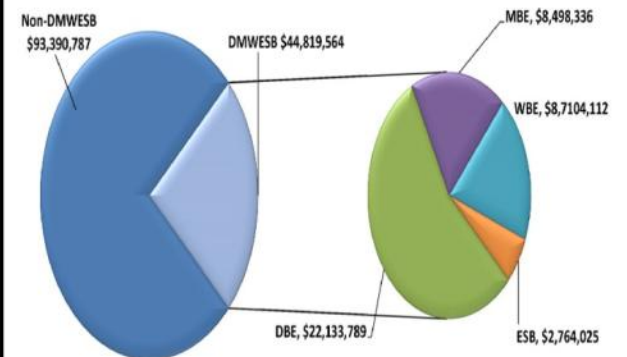
## DMWESB Participation and Paid to Date



## Total Subcontracted Dollars Awarded

\$141,659,922

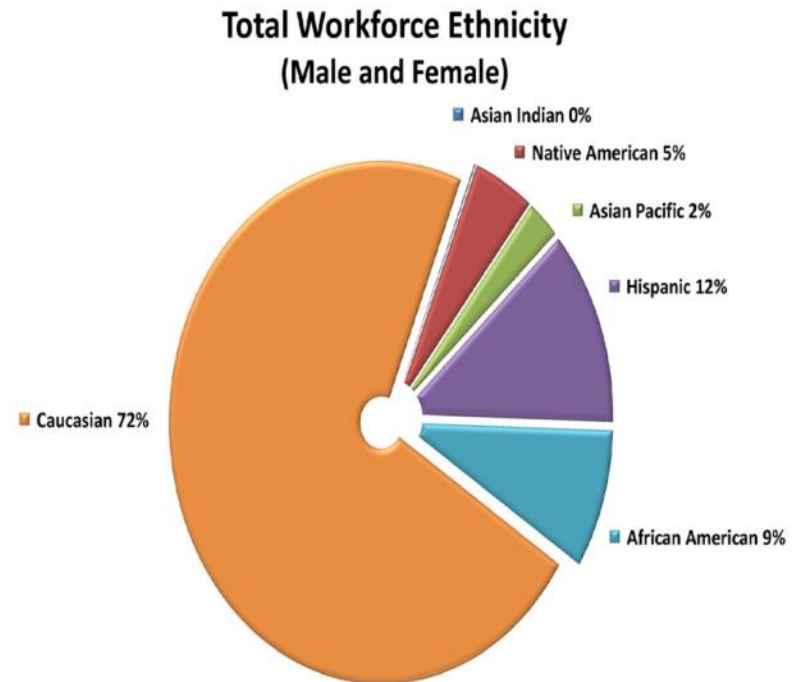
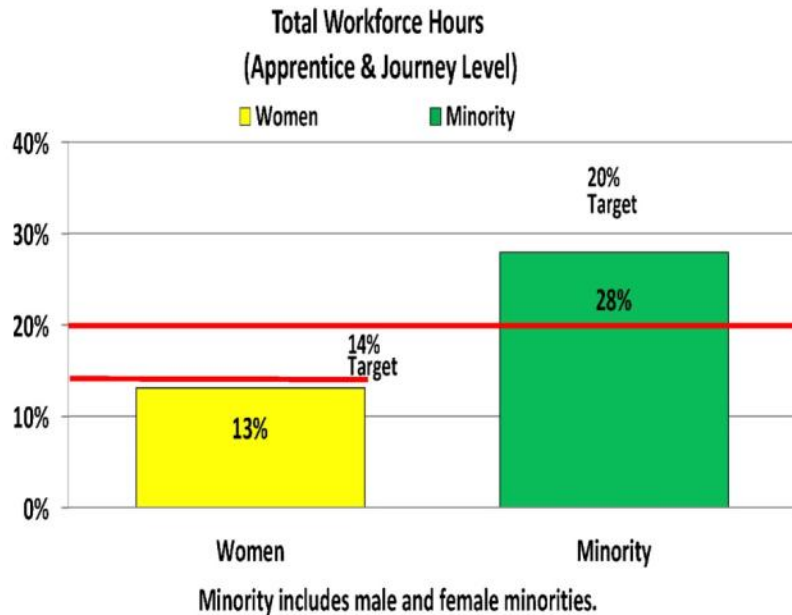
Total Project Contract Amount  
\$226,068,013



Glossary: DBE—Disadvantaged Business, MBE—Minority-Owned Business, WBE—Women-Owned Business, ESB—Emerging Small Business

## Summary

- Progress on meeting aspirational goals for minority and female participation.
- SSJV is exceeding the target for minorities and below the target for women.





## Summary

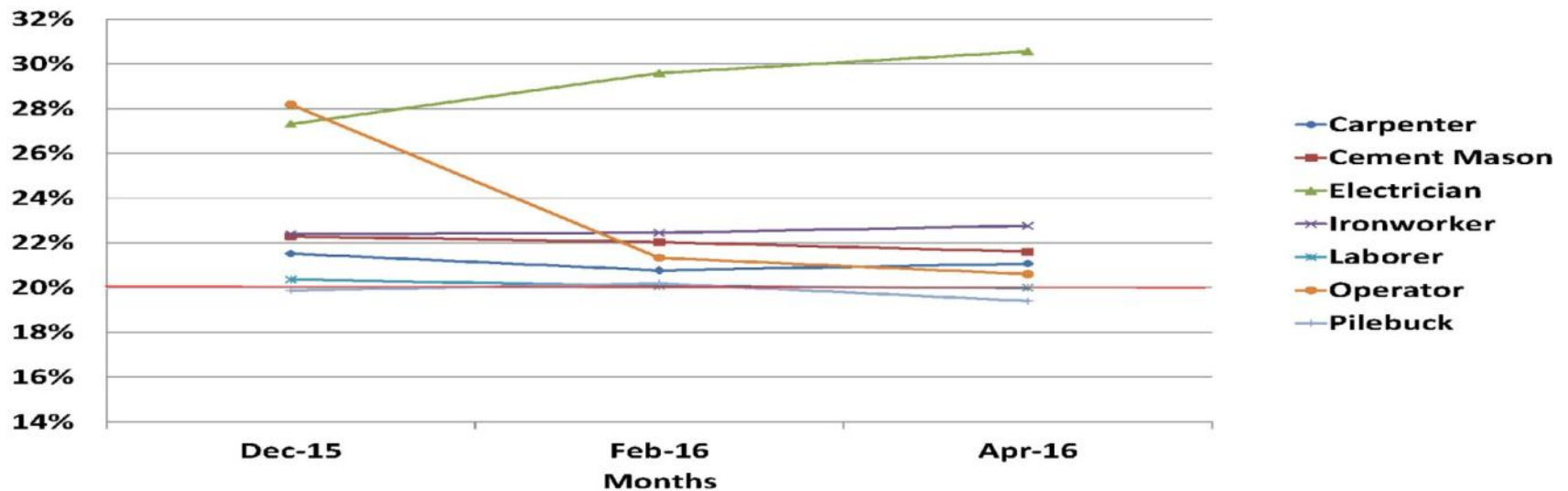
The following chart represents total apprenticeship hours by trade for all subcontractors working on the project. Any contractor over \$100K is required to achieve 20% apprenticeship hours by trade per the County's Workforce Training and Hiring Program. Multnomah County allows for exceptions to the apprenticeship requirement based on low hours, complexity of work, safety, and other considerations. The chart reflects apprenticeship including contractor exceptions.

## Apprenticeship Highlights

Through February 2016, 261 apprentices have worked over 112,000 hours. Of the 261 apprentices 36% are minorities and 20% are women. Total Project Apprenticeship is 21.30%

## Apprenticeship by Trade

**Goal: 20% Apprenticeship by Trade**



# Construction Update

# **Sellwood Bridge Replacement Project Information**

- About 90% complete construction
- Traffic on new span – February 29, 2016
- East approach and remaining work complete – Fall 2016

# Construction Progress

## (thru 03/31/16)

	Detour Bridge	Land- slide	Condo. Mods.	Work Bridge	OR 43 Walls	Bridge & IntX	Total
Total Value	\$20.68	\$12.97	\$4.40	\$9.40	\$12.75	\$166.21	\$226.42
Paid to dt	\$20.68	\$12.97	\$3.23	\$8.84	\$12.24	\$146.74	\$204.70
	100%	100.0%	73.4%	94.0%	96.0%	88.3%	90.4%

Costs in millions





03/17/16  
Courtesy of ODOT



# Work

- Landslide stabilization (complete)
- Stephen's Creek culvert (complete)
- Work bridges (complete)
- In-river foundations (complete)
- Miles Place (complete)
- Macadam Bay Driveway
- Regional Trail
- Riverview Cemetery (Phase 1 complete, Phase 2)
- West OR 43 retaining walls (complete)
- East OR 43 retaining walls (complete)
- OR 43 roadway
- Waterline relocation (complete)
- Powers Marine Park
- West approach
- Landscape
- Reinstall Trolley Tracks
- Remove old bridge piers (Pier 19)
- Main bridge piers (complete)
- Steel fabrication (complete)
- Steel installation (minor)
- Main bridge concrete (complete)
- Remove detour and work bridges
- Traffic on new bridge (complete)
- East approach (S side complete, N side, S sidewalk)
- Tacoma St. – signal and plantings
- RACC Art on Tacoma Street
- Condominium rebuild (Phase 1 complete, Phase 2)

































03/17/16  
Courtesy of ODOT













RIVERVIEW  
CEMETERY

LET'S  
DO  
THIS.

HOMER'S  
PAINTS  
BUCKET



















03/17/16  
Courtesy of ODOT



























03/17/16  
Courtesy of ODOT



# Looking Forward

- Spring 2016
  - Macadam Bay Driveway
  - Trail from Miles Place to Bridge
  - OR 43
  - Condominium outbuildings
  - East approach north half
  - Multi purpose path bridge to south sidewalk
- Summer 2016
  - Removal of old bridge and work bridges
  - Bridge to OR43 left turn opens, Taylor's Ferry U-turn closes
- Fall 2016
  - Landscaping
  - Reinstallation of trolley tracks
  - South sidewalk on east approach (bike/ped facilities complete)
- Late Fall 2016 – Project Complete

# Questions?

