







EXHIBIT A

**MULTNOMAH COUNTY SERVICE DISTRICTS' BUDGETS
FOR FISCAL YEAR 2007-2008**

MID-COUNTY LIGHTING DISTRICT NO. 14 Budget Committee Approval	
The following members of the budget committee for the Mid-County Lighting District met on April 26, 2007 and approved the proposed budget for Fiscal Year 2007-2008:	
 Ted Wheeler	 Ginger Nielsen
 Maria Rojo de Steffey	
 Jeff Cogen	
 Lisa Naito	
 Lonnie Roberts	

MULTNOMAH COUNTY SERVICE DISTRICTS' APPROVED BUDGETS FOR FISCAL YEAR 2007-2008

Budget Message — Mid-County Service District No. 14

This County Service District (originally known as Tulip Acres Lighting District when formed in 1967 now includes most of the unincorporated urban area of Multnomah County as well as the cities of Fairview, Maywood Park, and Troutdale. District growth has stabilized due to the substantial completion of municipal annexations.

Portland General Electric (PGE) provides energy and maintenance services for the District. The County's Department of Community Service's Land Use and Transportation provides administration, illumination engineering, and design to the District.

The District capital program has slowed significantly and has moved towards individual or small group pole replacement projects. The district proposes a \$50,000 capital pole replacement program for the fiscal year 2008 budget to target equipment that are past life expectancy or poor condition.

The district's current assessment is \$42.00 per property per year. The completion of capital work accomplished the previous three years provides for the opportunity to decrease the current rate by \$7.00. At \$35.00 per property per year, the rate will continue to provide the District with sufficient operating resources to match engineering, maintenance and operational demands. The District's unappropriated ending fund balance will fund the future replacement of depreciated District facilities.

**FORM
LB-20**

**RESOURCES
GENERAL
(Fund)**

MID-COUNTY DISTRICT No. 14

(Name of Municipal Corporation)

	Historical Data				Budget for Next Year 2007 - 2008			
	Actual		Adopted Budget This Year 2006 - 07		Proposed By Budget Officer	Approved By Budget Committee	Adopted By Governing Body	
	Second Preceding Year 2004 - 05	First Preceding Year 2005 -06						
				Beginning Fund Balance:				
1				1. Available cash on hand* (cash basis) or				1
2	\$431,924	\$335,935	\$339,725	2. Net working capital (accrual basis)	\$385,000	\$385,000		2
3	\$6,038	\$5,201		3. Previously levied taxes estimated to be received	\$5,000	\$5,000		3
4	\$10,090	\$16,211	\$15,000	4. Interest	\$24,000	\$24,000		4
5				5. OTHER RESOURCES				5
6	\$282,984	\$288,574	\$275,000	6 Assessments	\$248,500	\$248,500		6
7	\$146	\$27		7 Other				7
8				8				8
9				9				9
10				10				10
11				11				11
12				12				12
13				13				13
14				14				14
15				15				15
16				16				16
17				17				17
18				18				18
19				19				19
20				20				20
21				21				21
22				22				22
23				23				23
24				24				24
25				25				25
26				26				26
27				27				27
28				28				28
29	\$731,182	\$645,948	\$629,725	29. Total resources, except taxes to be levied	\$662,500	\$662,500	\$0	29
30				30. Taxes estimated to be received				30
31				31. Taxes collected in year levied				31
32	\$731,182	\$645,948	\$629,725	32. TOTAL RESOURCES	\$662,500	\$662,500	\$0	32

*Includes Unappropriated Balance Budgeted Last Year

**FORM
LB-30**

REQUIREMENTS SUMMARY
BY FUND, ORGANIZATIONAL UNIT OR PROGRAM
GENERAL

Name of Organizational Unit - Fund

MID-COUNTY DISTRICT No. 14

	Historical Data			EXPENDITURE DESCRIPTION	Budget For Next Year 2007 - 08			
	Actual		Adopted Budget This Year 2006 - 07		Proposed By Budget Officer	Approved By Budget Committee	Adopted By Governing Body	
	Second Preceding Year 2004 - 05	First Preceding Year 2005 - 06						
				PERSONAL SERVICES				
1				1				1
2				2				2
3				3				3
4				4				4
5				5				5
6				6				6
7	\$0	\$0	\$0	7 TOTAL PERSONAL SERVICES	\$0	\$0	\$0	7
				MATERIALS AND SERVICES				
8	\$212,759	\$221,318	\$225,000	8 Energy, maintenance and pole rental expenses	\$230,000	\$230,000		8
9				9 (services provided by Portland General				9
10				10 Electric)				10
11	\$38,804	\$40,124	\$36,250	11 Administrative costs (reimbursement to county	\$37,000	\$37,000		11
12				12 general fund and road fund)				12
13		\$12,746	\$25,000	13 Other expenses	\$25,000	\$25,000		13
14	\$251,563	\$274,188	\$286,250	14 TOTAL MATERIALS AND SERVICES	\$292,000	\$292,000	\$0	14
				CAPITAL OUTLAY				
15	\$143,684	\$25,341	\$75,000	15 Equipment Replacement	\$50,000	\$50,000		15
16				16				16
17				17				17
18				18				18
19				19				19
20				20				20
21	\$143,684	\$25,341	\$75,000	21 TOTAL CAPITAL OUTLAY	\$50,000	\$50,000	\$0	21
				TRANSFERRED TO OTHER FUNDS				
22				22				22
23				23				23
24				24				24
25			\$25,000	25 General Operating Contingency	\$25,000	\$25,000		25
	\$0	\$0	\$25,000	26 TOTAL TRANSFERS AND CONTINGENCIES	\$25,000	\$25,000	\$0	
27	\$395,247	\$299,529	\$386,250	27 TOTAL EXPENDITURES	\$367,000	\$367,000	\$0	27
28	\$335,935	\$346,419	\$243,475	28 UNAPPROPRIATED ENDING FUND BALANCE	\$295,500	\$295,500		28
29	\$731,182	\$645,948	\$629,725	29 TOTAL	\$662,500	\$662,500	\$0	29