

Department of Community Justice

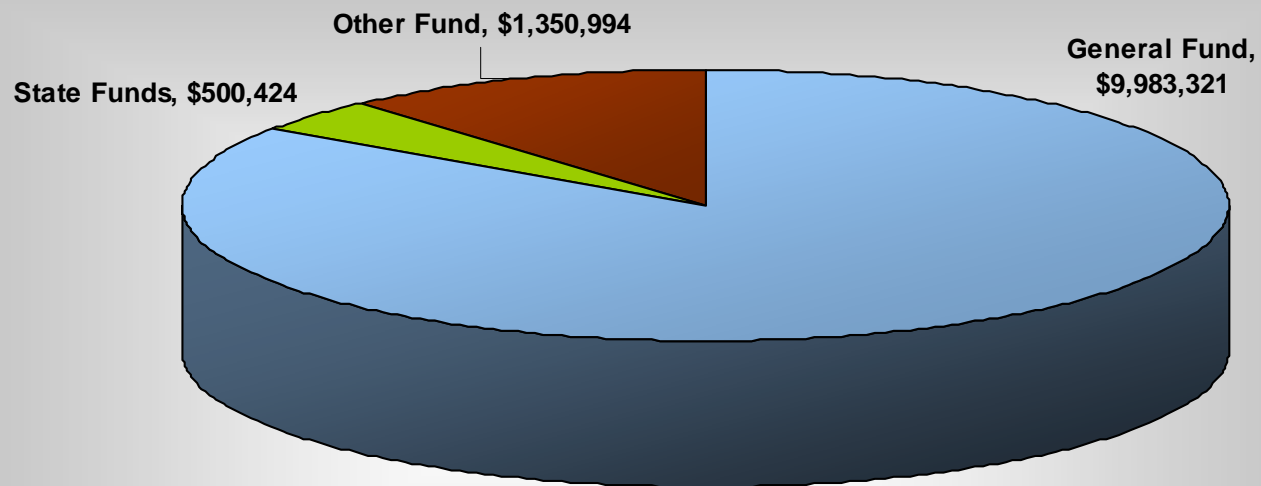
FY 2011 Budget Presentation
May 25, 2010

Citizen Budget Advisory Committee

- Anthony Granados, Presenter
- Clinton Taylor
- Rebecca Parker
- Ginger Martin

Division Overview

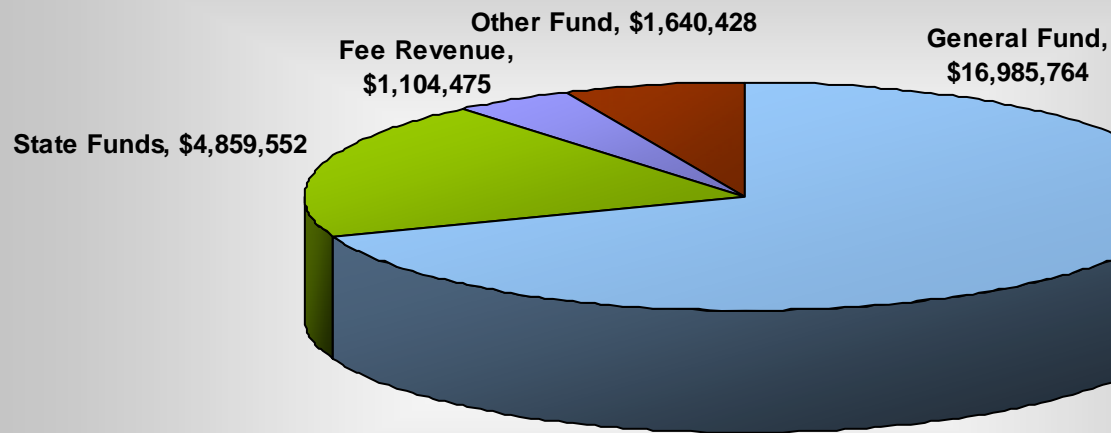
Employee Clinical Community Services



Employee, Community & Clinical Services
Executive Budget 2011
\$11,834,739

Division Overview

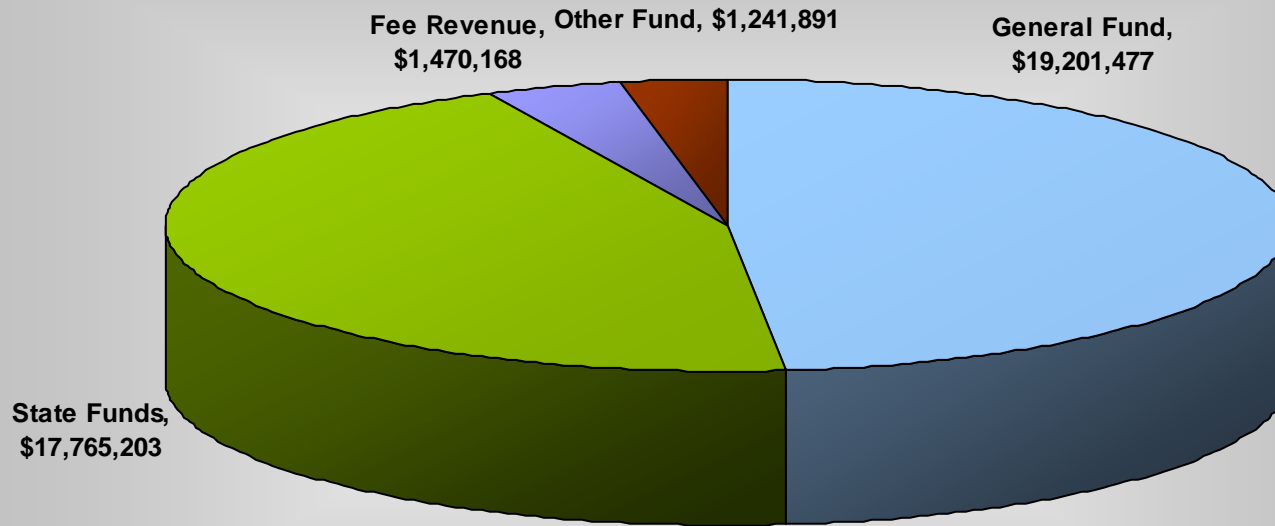
Juvenile Services Division



Juvenile Services Division
Executive Budget 2011
\$24,590,219

Division Overview

Adult Services Division



Adult Services Division
Executive Budget 2011
\$39,678,739

Challenges and Issues

Policy Update

FY2011-2013 Biennial State Budget

- FY 2012 Requested Budget completed prior to legislative adjournment.
- Juvenile and Adult Prison population versus community population adjustments.
- Implementing policy FY2010-11 in anticipation of FY2011-13 biennium.

Challenges and Issues

Policy Update

- **Systemic Budget Adjustments**

- Multnomah County impacts
- Community Engagement

- **Adult Services**

- Medium Risk Supervision
- Risk versus Crime

- **Juvenile Services**

- Wrap Around programming
- 64 Detention Beds
- Education Success Center

Organizational Challenges/Issues

- Carey Report provides us an opportunity to refocus our efforts.
- Priorities include:
 - Development of a strategic plan
 - Focus staff training on best correctional practices across department
 - Create communication plan
 - Operate and realign within limited/existing resources

Organizational and Operational Challenges

- One Time Only Funding
 - Domestic Violence Treatment
 - Adult Housing – 50 beds
 - Gang Employment Transition Services
 - Mead Security

Organizational and Operational Challenges

- Performance Outcomes
 - High Risk/High Need population
 - DCJ has twice the number of high risk/high need offenders.
 - DCJ is below the state average for recidivism for high and medium cases
 - Cost Benefit analysis
 - DCJ provides services
 - Wraparound
 - Treatment
 - Housing
 - Supervision

Research and Innovations

- Evidence Based Practices
 - Multi Disciplinary Family Therapy
 - Effective Sanctioning Program
 - Continue to meet our target for jail bed usage
- Development of 6 year Facility Plan
 - Changing how we work with offenders.
 - Use of new technology to work smarter.
 - Shrinking our footprint.

Other System Challenges

- Streams of Offenders
 - Mental Health
 - Bench Probation
 - Chronic Offenders
 - Disproportionate Minority Contact

Disproportionate Minority Contact Year 2009

Population by Race for 10-17 yr. olds in
Multnomah County, 2008 Pop. ests.:

African-Amer.	6458	(9.5%)
Asian	5526	(8.1%)
Hispanic	10278	(15.1%)
White	45247	(66.4%)
Native-Amer.	675	(1.0%)
Total	68184	(100%)

**Unduplicated Youth
Referred with
Criminal Charges
2297**

697 (30.3%)
100 (4.4%)
427 (18.6%)
1039 (45.2%)
34 (1.5%)

DRI Score*
3.20
.54
1.23
.68
1.50

RACIAL DISTRIBUTION OF MULTNOMAH COUNTY AS COMPARED TO DCJ ACTIVE OFFENDER SUPERVISION

RACIAL DISTRIBUTION OF MULTNOMAH COUNTY ADULTS**

African-Amer.	33,846	(6%)
Asian	39,487	(7%)
Hispanic	56,410	(1%)
White	434,359	(77%)
Native-Amer.	5,641	(1%)
Other		(08%)

JULY 2009 RACIAL DISTRIBUTION OF ACTIVE CASES UNDER DCJ SUPERVISION

African-Amer.	1989	(23%)
Asian	225	(3%)
Hispanic	791	(9%)
White	5440	(63%)
Native-Amer.	143	(2%)
Missing	51	(1%)