


Courtroom Requirements Analysis

Board Briefing – September 11, 2012





Agenda

Project History

Objective

Methodology

- Data Gathering
- Statistical Analysis

Findings

- Case Filing Projections and Judgeship Projections
- Facility Planning Considerations

Project History



- Update to study completed in 2000
- Multnomah County, in partnership with State Courts, applied for State Justice Institute Grant in August 2011
- Awarded Grant in September 2011
- Contracted with National Center for State Courts to perform the study




Objective

- The primary focus of the study is to project the future court case filing levels by 2030 and to examine the resulting impacts and needs on the court facility utilization.



Methodology



Data Gathering

- Existing Court System Configuration
- Compile 10 years Circuit Court historic case filing data (2000-2011)
- U.S. Census historic population estimates (2000 – 2011)
 - Three County Metropolitan Area (Multnomah, Clackamas, & Washington Counties)
- Future population estimates to year 2030 compiled by the State



Methodology

Circuit Court Locations

Justice Center



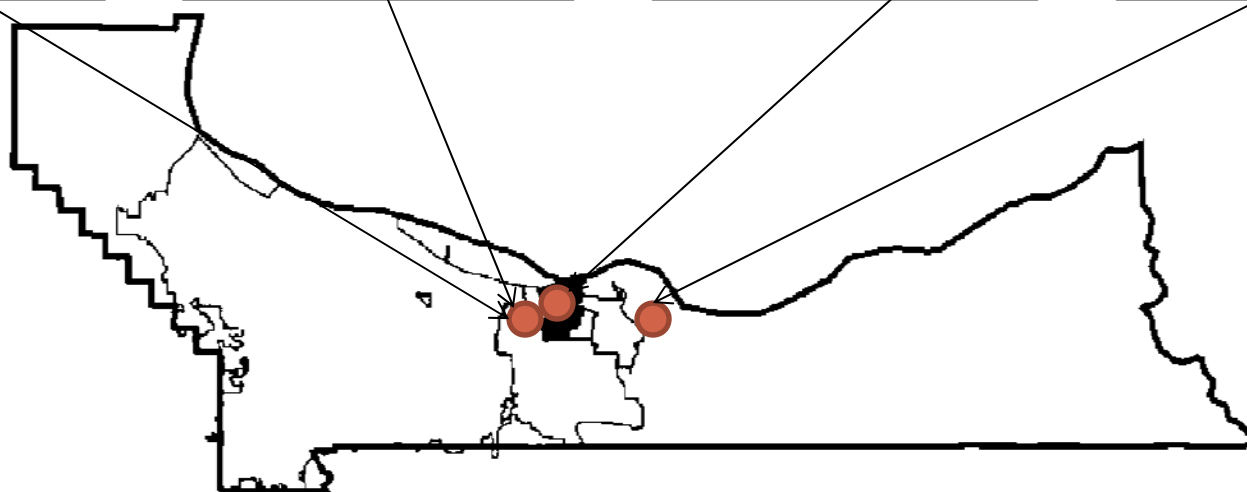
Downtown Courthouse



Juvenile Justice Center



East County Courthouse





Methodology

Statistical Analysis

- Court judgeship staffing estimate by court type
 - Civil/Criminal
 - Family/Juvenile
- Existing court adjudication spaces

| SUMMARY OF CURRENT ADJUDICATION SPACE BY LOCATIONS | | | | |
|--|-----------------------------|---|--------------------|----------------------|
| Location | Number of Judicial Officers | Number of Court Rooms/ Hearing Rooms | Number of Chambers | Number of Jury Rooms |
| Downtown Courthouse | 41 (40)* | 40 | 40 | 29 |
| Juvenile Justice Center | 3.8 | 6 | 6 | 3 |
| Downtown Justice Center | 4 | 4 | 4 | |
| East County Courthouse (Gresham) | 0.5 (1.5)* | 3 | 3 | 2 |
| Total | 49.3 | 53 | 53 | 34 |

*New Assignment of judges to locations, due to the opening of the East County Courthouse


Methodology

Statistical Analysis

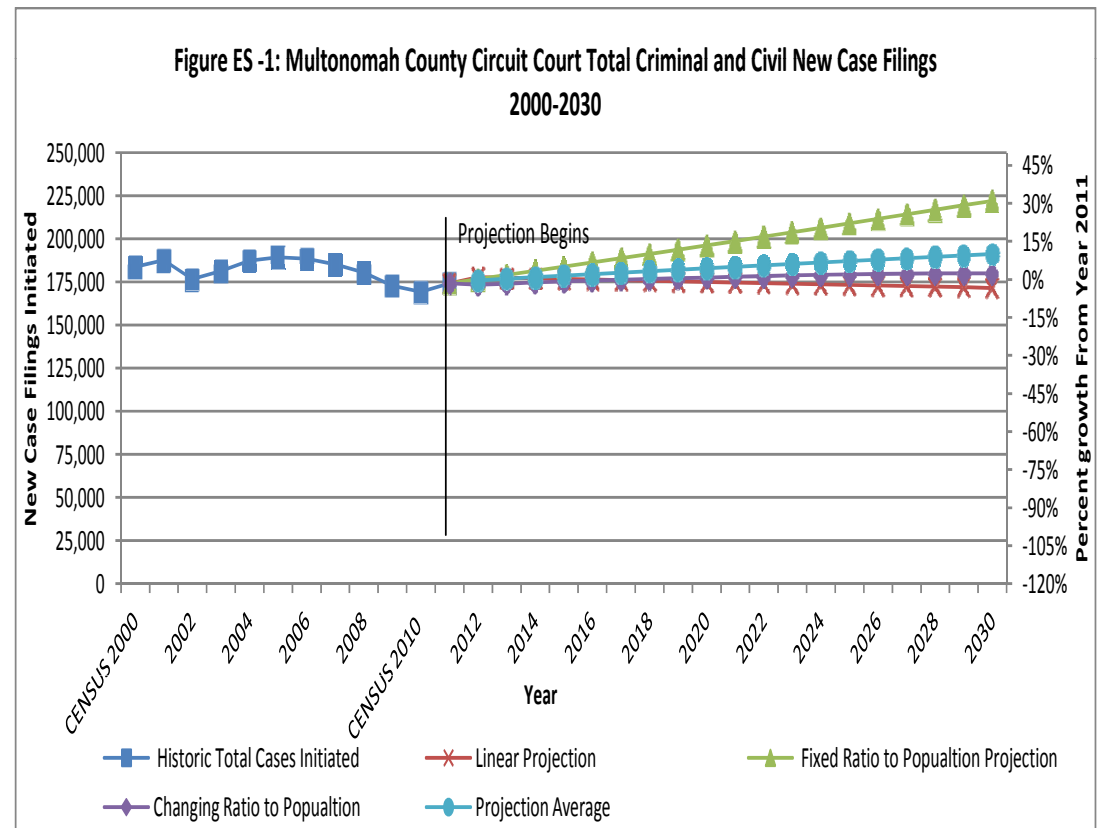
Projection growth modeling of future case filings based on historic case filing trend and future population projection trends (2011-2030)

- Linear Regression
- Fixed Ratio To Population
- Exponential Smoothing/
Changing Ratio to Population
- Projection Average

September 2012



| | Actual | | | | Projected | | | | |
|-----------------|---------|---------|---------|---------|-----------|---------|---------|---------|-----------------------|
| | 2000 | 2005 | 2010 | 2011 | 2015 | 2020 | 2025 | 2030 | Growth from 2011-2030 |
| Planning Target | 183,893 | 189,198 | 169,186 | 174,185 | 178,610 | 182,945 | 187,213 | 191,247 | 9.80% |



Findings



Future Population Estimates

- Three-county metropolitan area population estimates
- Population in the three-county metropolitan area is expected to increase 29.08% from the 2010 US Census population

| PROJECTED THREE COUNTY METROPOLITAN AREA POPULATION | | | | |
|---|------------------|------------------|-------------------|-------------------------|
| Year | Multnomah County | Clackamas County | Washington County | Metropolitan Area Total |
| 2010 – State Estimate | 711,909 | 391,536 | 542,678 | 1,646,124 |
| Projected Year 2030 | 800,565 | 536,123 | 788,162 | 2,124,849 |
| Percent Growth from Year 2010 to 2030 | 12.45% | 36.93% | 45.24% | 29.08% |

Source: 2010 population: U.S. Census Bureau; 2015-2030 populations: Prepared by Office of Economic Analysis, Department of Administrative Services, State of Oregon. April 2004.

Findings



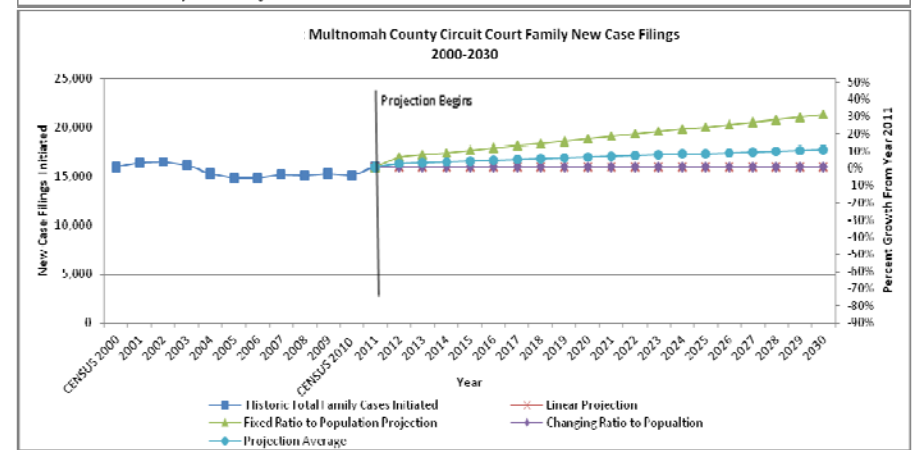
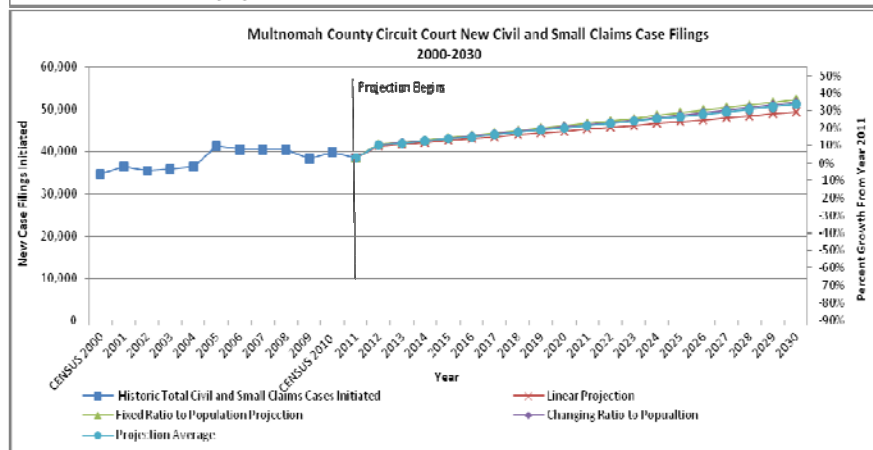
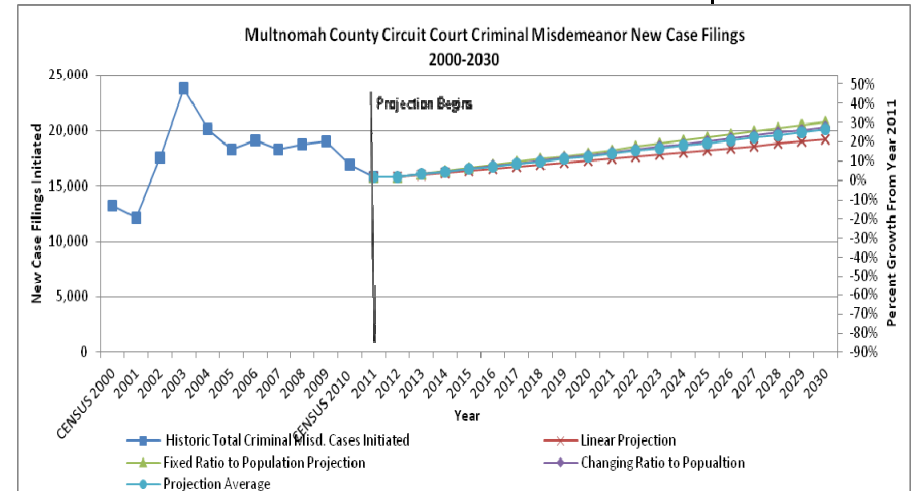
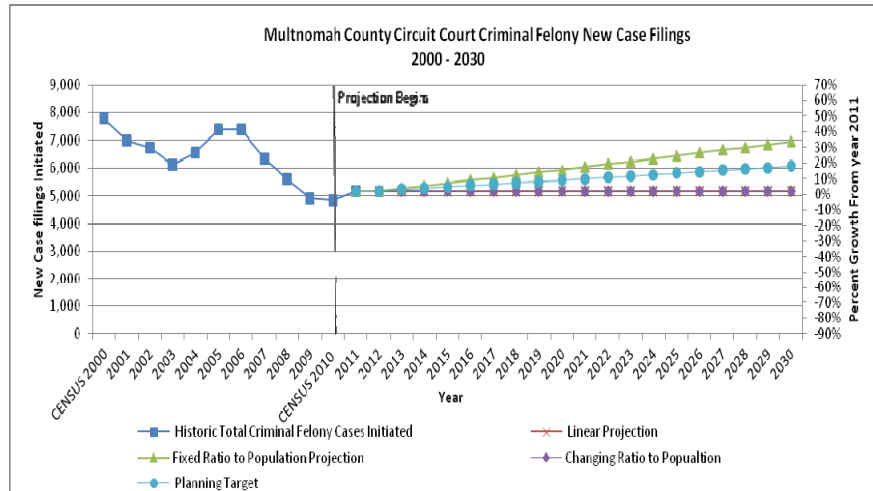
Case Filing Projection

- Total case filings are expected to grow an average of 16.39%

MULTNOMAH COUNTY CIRCUIT COURT CASE FILING PROJECTION SUMMARY

| | Actual | Projected | | | | Growth From |
|---|----------------|----------------|----------------|----------------|----------------|---------------|
| | 2011 | 2015 | 2020 | 2025 | 2030 | 2011-2030 |
| New Filings | | | | | | |
| Criminal – Felony Cases | 5,187 | 5,326 | 5,567 | 5,819 | 6,075 | 17.12% |
| Criminal – Misdemeanor Cases | 15,827 | 16,507 | 17,670 | 18,866 | 20,077 | 26.85% |
| Criminal - Infractions and Violations Cases | 113,898 | 115,680 | 118,763 | 121,974 | 125,256 | 9.97% |
| Civil and Small Claims Cases | 38,554 | 42,909 | 45,554 | 48,274 | 51,033 | 32.37% |
| Family Court – Family Cases | 16,016 | 16,567 | 16,961 | 17,371 | 17,790 | 11.08% |
| Family Court - Juvenile Dependency Hearings | 7,173 | 8,137 | 8,318 | 8,491 | 8,650 | 20.59% |
| Family Court - Juvenile Delinquency and TPR Cases | 614 | 631 | 661 | 693 | 725 | 18.00% |
| Total Circuit Court Filings | 197,269 | 205,757 | 213,494 | 221,488 | 229,606 | 16.39% |

Findings



Findings



Estimated Judgeship & Adjudication Space Requirement

ESTIMATED YEAR 2030 ADJUDICATION SPACES REQUIREMENT BY FACILITY LOCATION

| | <u>Current Judge FTE/ Adjudication Space</u> | <u>Year 2030 Estimates</u> | | |
|--------------------------------|--|----------------------------|------------------------|-------------------|
| | | <u>Low Range</u> | <u>Planning Target</u> | <u>High Range</u> |
| Downtown Courthouse | | | | |
| Presiding Judge | 1 / 1 | 1 / 1 | 1 / 1 | 1 / 1 |
| Chief Criminal Judge | 1 / 1 | 1 / 1 | 1 / 1 | 1 / 1 |
| Chief Probate Judge | 1 / 1 | 1 / 1 | 1 / 1 | 1 / 1 |
| Chief Family Court Judge | 1 / 1 | 1 / 1 | 1 / 1 | 1 / 1 |
| Criminal and Civil Judges | 26 / 26 | 30.60 / 31 | 31.76 / 32 | 32.92 / 33 |
| Family Judges | 8 / 8* | 8 / 7* | 8.44 / 7 | 8.89 / 8 |
| Criminal and Civil Referee | 3 / 1 | **1.16 / 1 | 1.17 / 1 | 1.17 / 1 |
| Family Referee (Mental Health) | 0.5 / 1 | 0.5 / 1 | 0.5 / 1 | 0.5 / 1 |
| Sub-Total | 41.5 / 40 | 44.26 / 44 | 45.87 / 45 | 47.48 / 47 |
| Outlying Facilities | | | | |
| East County Courthouse | 0.5 / 3 | **3 / 3 | 3.25 / 3 | 3.50 / 3 |
| Downtown Justice Center | 4 / 4 | 4 / 4 | 4.33 / 4 | 4.67 / 4 |
| Juvenile Justice Center | 3.3 / 6 | 4.19 / 6* | 4.46 / 6 | 4.73 / 6 |
| System-Wide Total | 49.3 / 53 | 55.45 / 57 | 57.91 / 58 | 60.37 / 60 |

*Assignment of judges to locations prior to the opening of the New East County Courthouse

Findings



Future Judgeship and Adjudication Space Summary

ESTIMATED YEAR 2030 ADJUDICATION SPACES REQUIREMENT BY FACILITY LOCATION

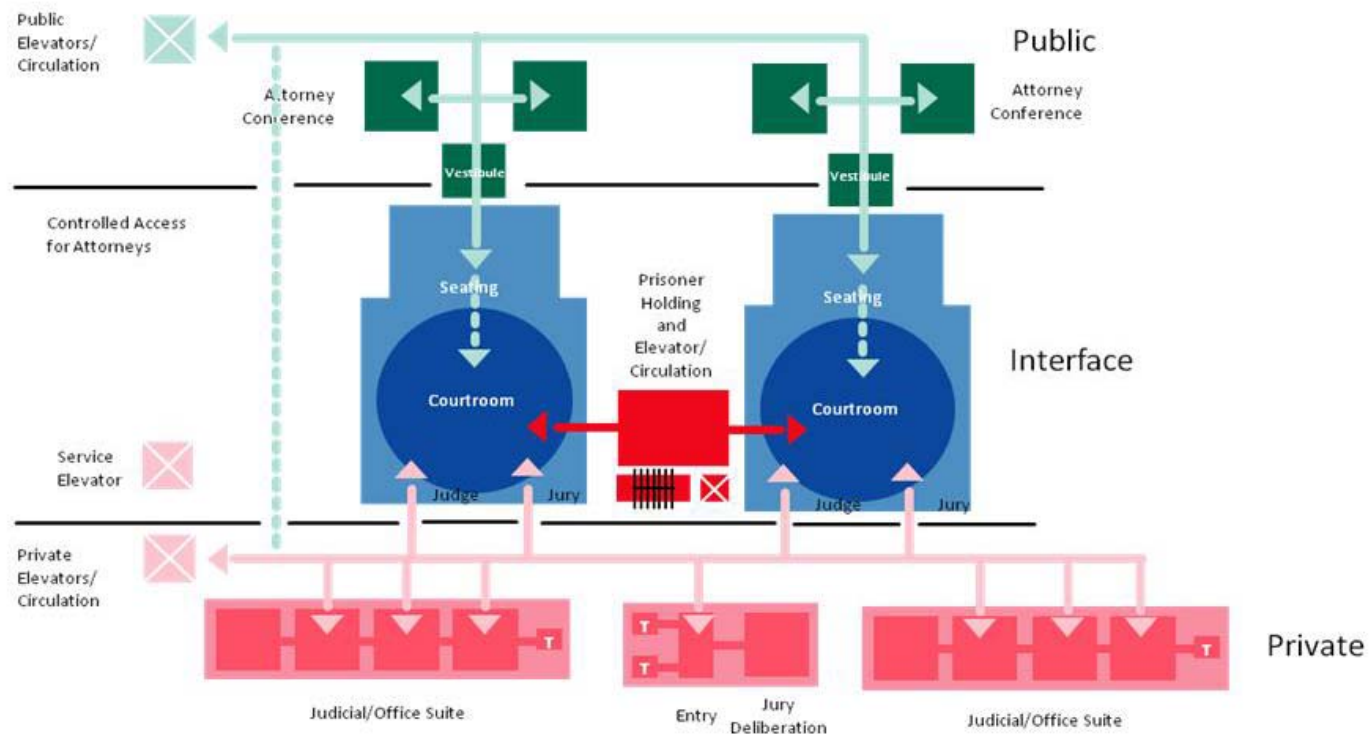
| Current Judge FTE/ Adjudication Space | | | 2030 Estimates | | | | |
|--|--------------------------------|----------------------|--------------------------------|----------------------|-----------------------------|----------------------|-------------------------------|
| | | | Low Range | | High Range | | Jury Deliberation Space |
| | No. of Judicial Officers | No. of Courtrooms | No. of Judicial Officers | No. of Courtrooms | No. of Judicial Officers | No. of Courtrooms | Criminal/civil Dockets |
| Downtown Courthouse | 41(40)* | 40 | 44.26 | 44 | 47.48 | 47 | 16 |
| Outlying Facilities | | | | | | | |
| East County Courthouse | .5(1.5)* | 3 | 3 | 3 | 3.50 | 3 | 2 |
| Downtown Justice Center | 4 | 4 | 4 | 4 | 4.67 | 4 | N/A |
| Juvenile Justice Center | 3.8 | 6 | 4.19 | 6 | 4.73 | 6 | 3 |
| System-Wide Total | 49.3 | 53 | 55.45 | 57 | 60.37 | 60 | 21 (29) |

*New Assignment of judges to locations, due to the opening of the East County Courthouse




Findings

Courthouse Facility Space Planning Diagrams



Courtroom Set & Court Floor Scheme

Findings



Courthouse Facility Planning Considerations

Adjudication Space

- Cluster Similar Court Assignments
- Jury/ Non-Jury Courtroom Models
- Configure Courtrooms Depending on Use
- Dynamic Assignment of Courtrooms
- Shared, Multi-Purpose Jury Deliberation

Public Access Space

- Locate Self-Help Assistance in Lower Floor
- Attorney/Client/Mediation Conference Space
- Enhance Public Way-finding in the Courthouse
- Improve Juror Comforts

Judicial Chamber Space

- Collegial Chambers
- Integrate/ Group Judicial Support Staff Resources

Court Operational Space

- Place High Use Functions on Lower Floors
- Intensify Modern Records Management Plans
- Modernize and Re-purpose the Law Library
- Phase-out High Volume/Short Duration Proceedings from Downtown Courthouse

Questions & Answers

